To get into NetTutor:

- Do not use the link that was posted in the FAQs from the president's office. Those are not our tutors.
- Log into Canvas
- On the left (in the red), click **Help**



- Click **Get Tutor Help**

- When you get to the page, scroll down and click **Pieces**

- Click MSJC Career Education Online Tutor

- When you get to the **Welcome Screen** you can click on the **tutor schedule** if you need to see what the hours are (this should also be posted in your **Canvas course)**

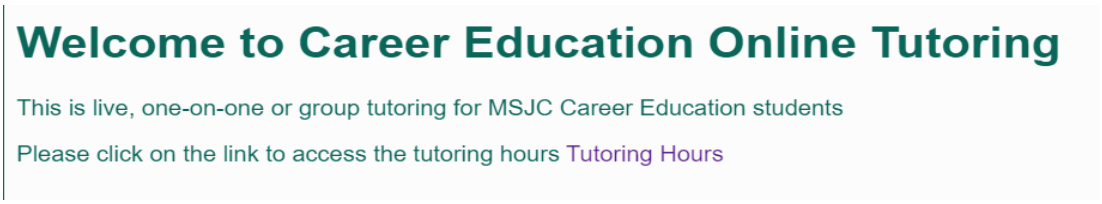

or just click **Continue**

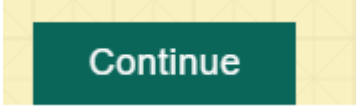

- On this page you will see **One -on-One Live Rooms, Online Conference or Online Meeting.** Your tutor could be in One-on-One or Conferencing. You will need to look in both places. After the first time, your tutor will be able to let you know where they will be. It will also be on the tutor hours page within the next week.

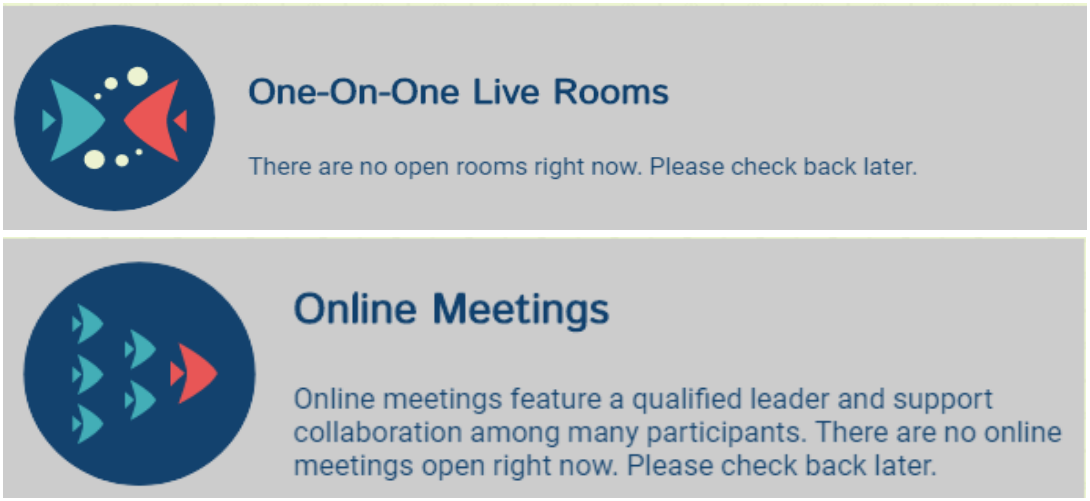

If you have any questions, please contact Kaye Melsheimer at kmelsheimer@msjc.edu or Anthony Truong at atroung@msjc.edu.
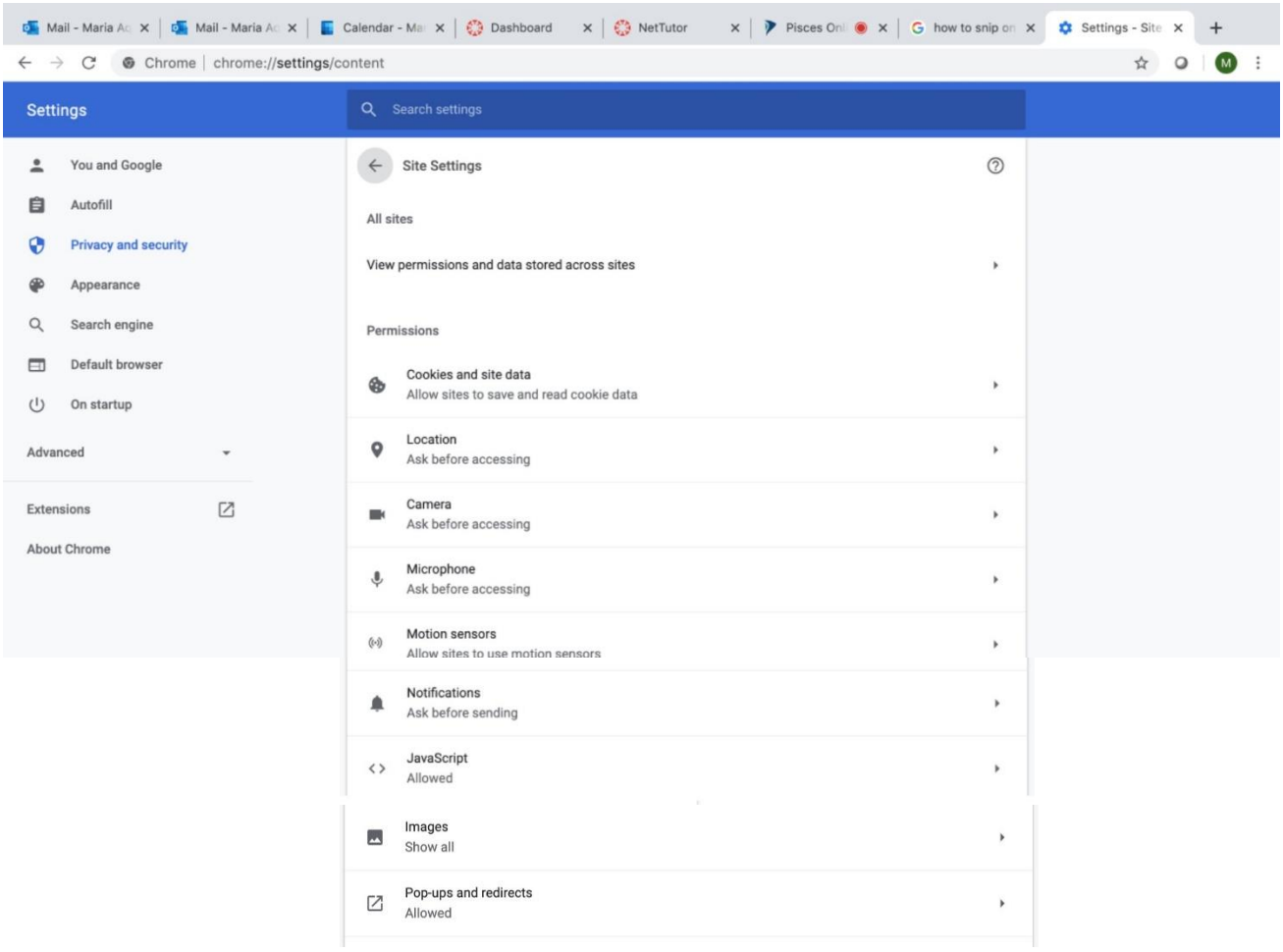
Note: If you have trouble with the video chat, and it doesn't launch automatically, you may need to go into your Chrome Browser Settings; Privacy & Security; Site Settings, and adjust the Camera and Microphone settings and also Allow Pop-ups and redirects for the NetTutor/Pisces web pages.