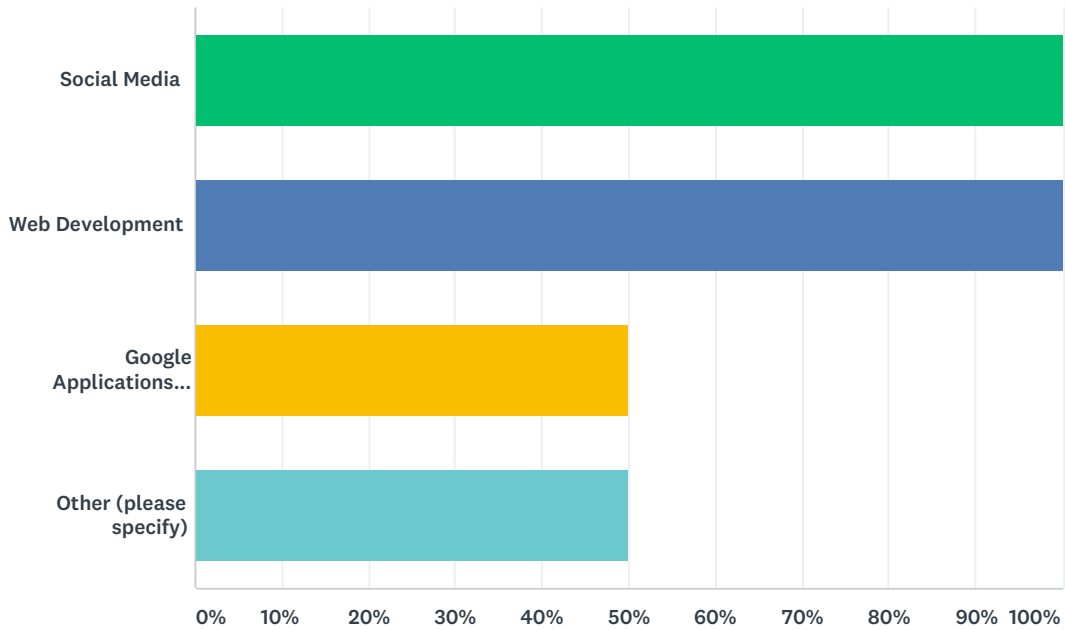


Q1 Technology Training (select all that apply)

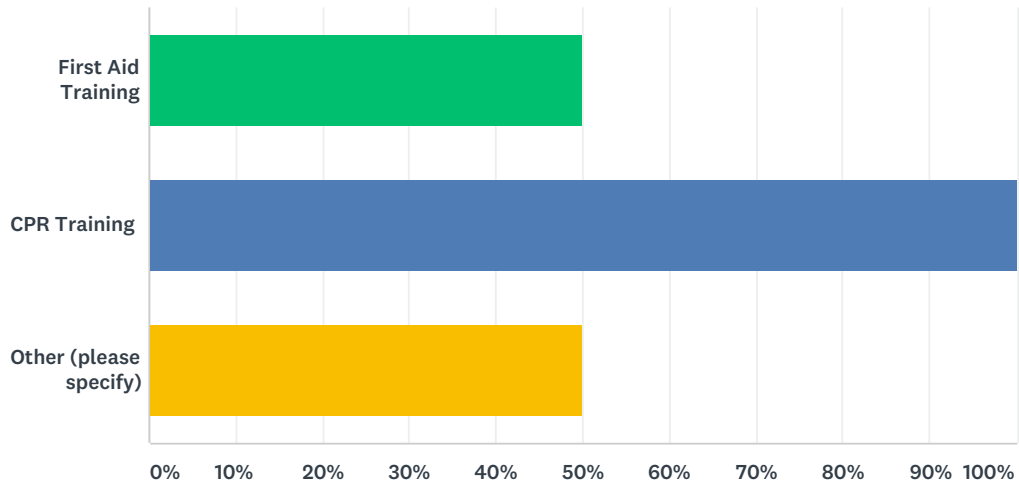
Answered: 2 Skipped: 0



ANSWER CHOICES	RESPONSES	
Social Media	100.00%	2
Web Development	100.00%	2
Google Applications/Dropbox	50.00%	1
Other (please specify)	50.00%	1
Total Respondents: 2		

Q2 Personal Development (select all that apply)

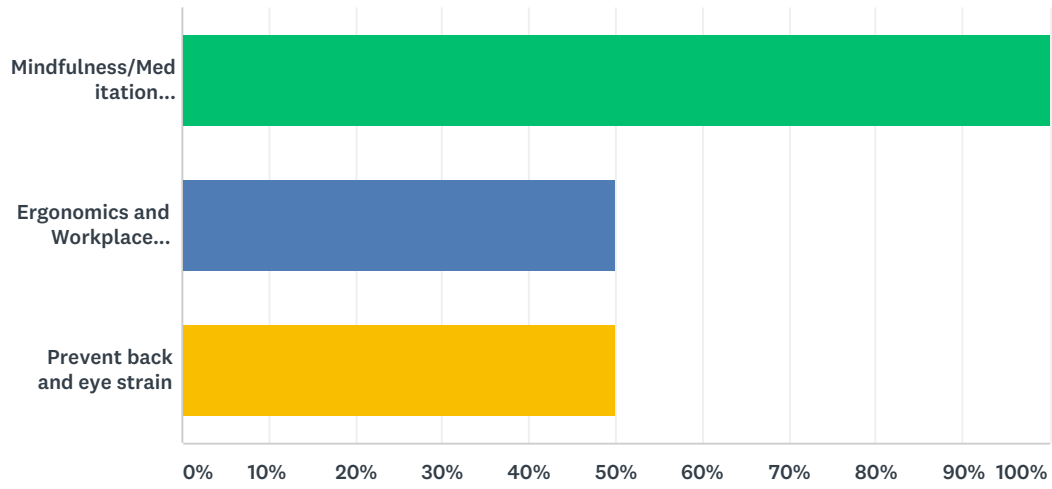
Answered: 2 Skipped: 0



ANSWER CHOICES	RESPONSES	
First Aid Training	50.00%	1
CPR Training	100.00%	2
Other (please specify)	50.00%	1
Total Respondents: 2		

Q3 Wellness (select all that apply)

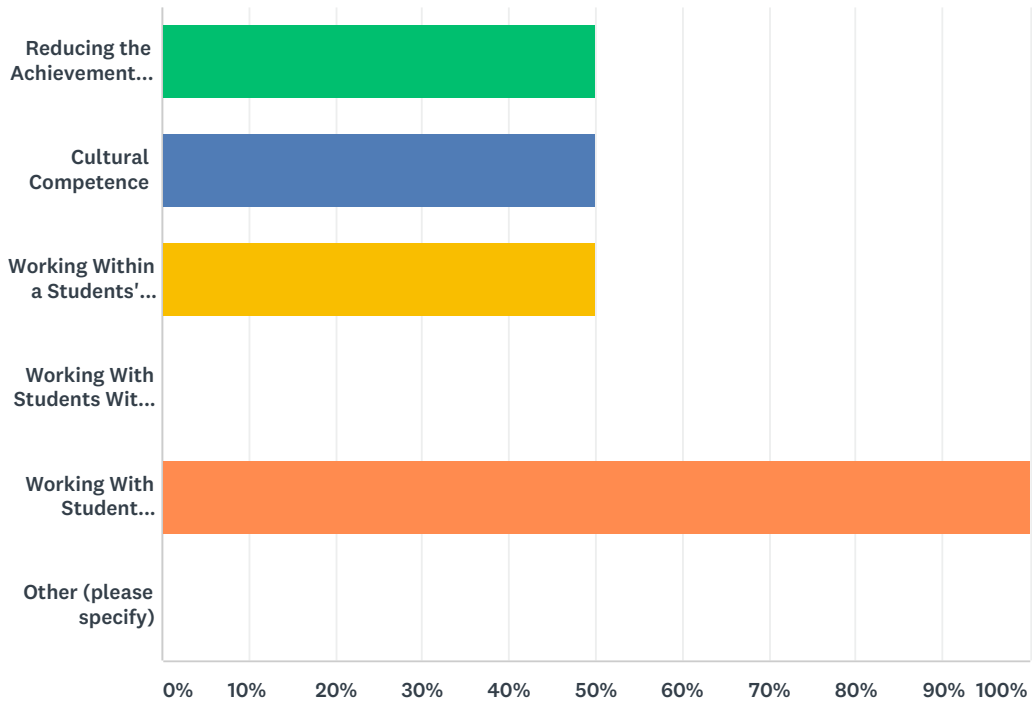
Answered: 2 Skipped: 0



ANSWER CHOICES	RESPONSES	
Mindfulness/Meditation Training	100.00%	2
Ergonomics and Workplace Stretches	50.00%	1
Prevent back and eye strain	50.00%	1
Total Respondents: 2		

Q4 Campus-Wide Initiatives

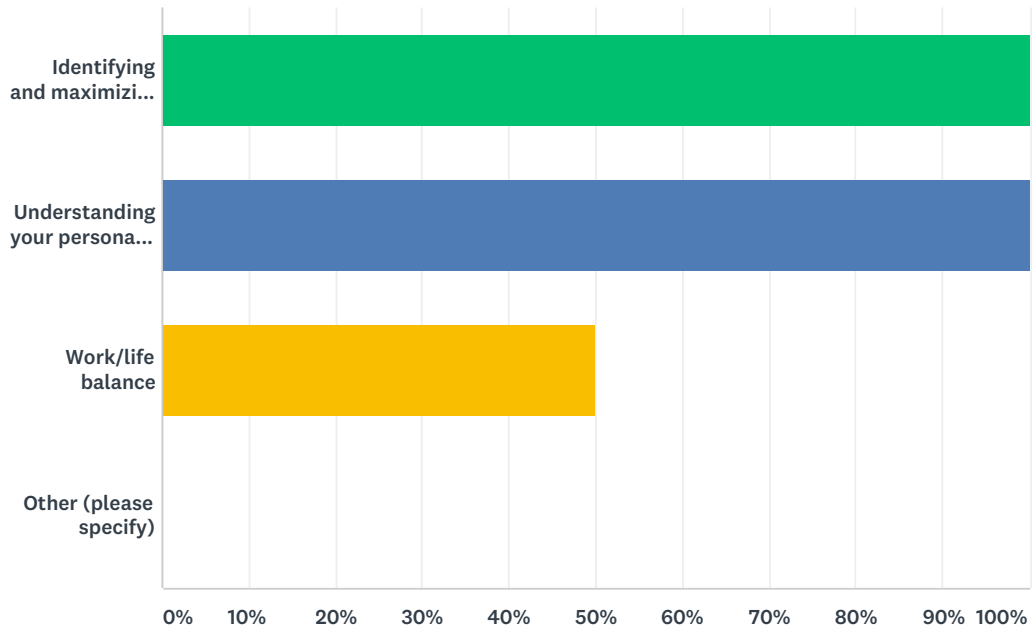
Answered: 2 Skipped: 0



ANSWER CHOICES	RESPONSES	
Reducing the Achievement Gap: We All Serve a Role	50.00%	1
Cultural Competence	50.00%	1
Working Within a Students' Gender Identity	50.00%	1
Working With Students With Disabilities	0.00%	0
Working With Student Veterans	100.00%	2
Other (please specify)	0.00%	0
Total Respondents: 2		

Q5 Professional Development

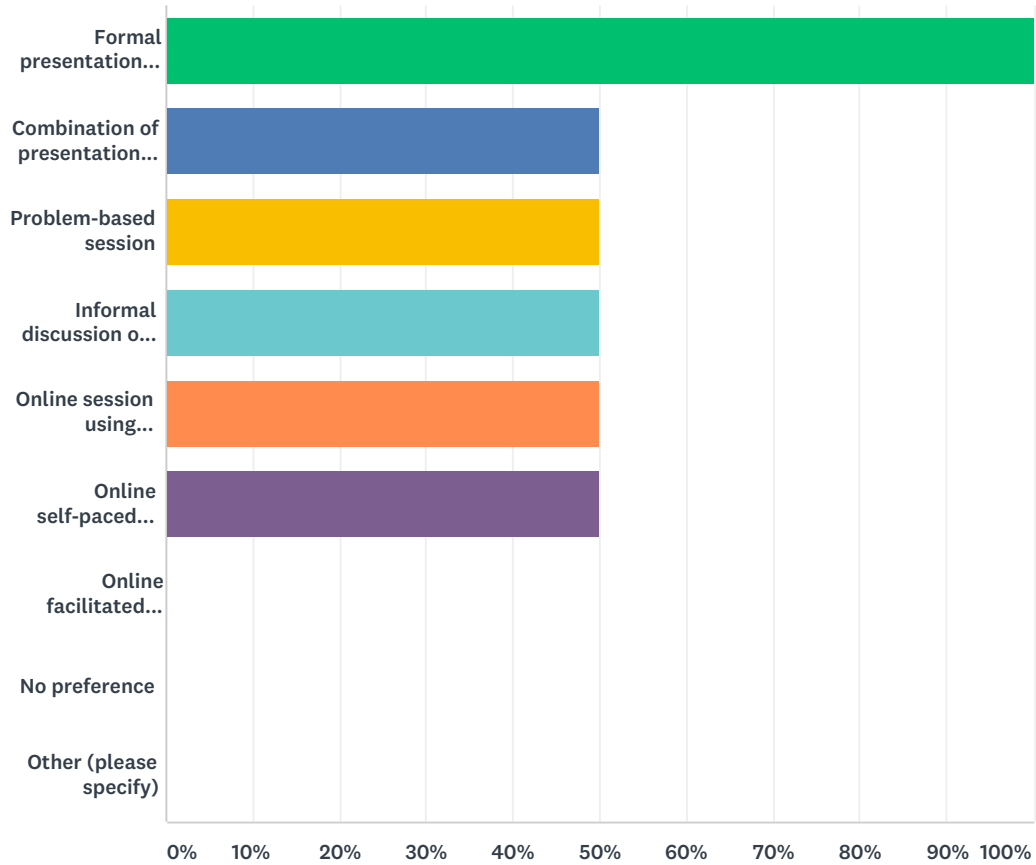
Answered: 2 Skipped: 0



ANSWER CHOICES	RESPONSES	
Identifying and maximizing your supervisory style	100.00%	2
Understanding your personal style (e.g., Myers-Briggs Type Indicator)	100.00%	2
Work/life balance	50.00%	1
Other (please specify)	0.00%	0
Total Respondents: 2		

Q6 Preferred formats (please check all that apply)

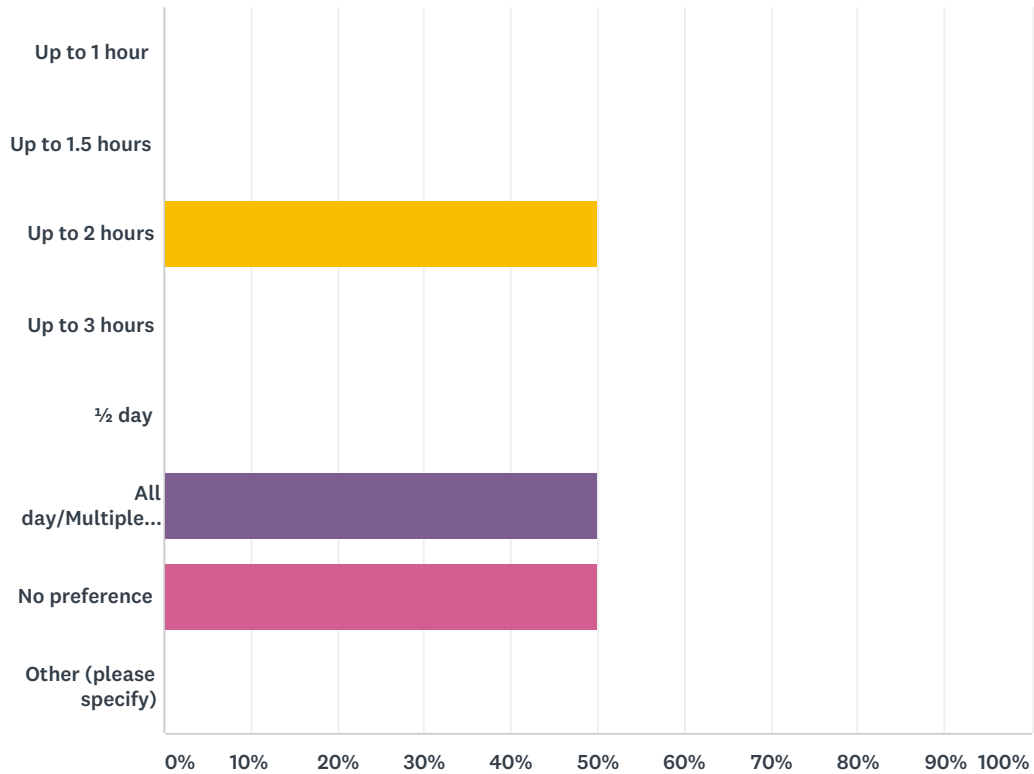
Answered: 2 Skipped: 0



ANSWER CHOICES	RESPONSES	
Formal presentation(s) followed by discussion	100.00%	2
Combination of presentation, group/interactive work, and discussion	50.00%	1
Problem-based session	50.00%	1
Informal discussion on designated topics	50.00%	1
Online session using collaborative meeting software (e.g., ConferNow)	50.00%	1
Online self-paced modules	50.00%	1
Online facilitated modules	0.00%	0
No preference	0.00%	0
Other (please specify)	0.00%	0
Total Respondents: 2		

Q7 Preferred length (select all that apply)

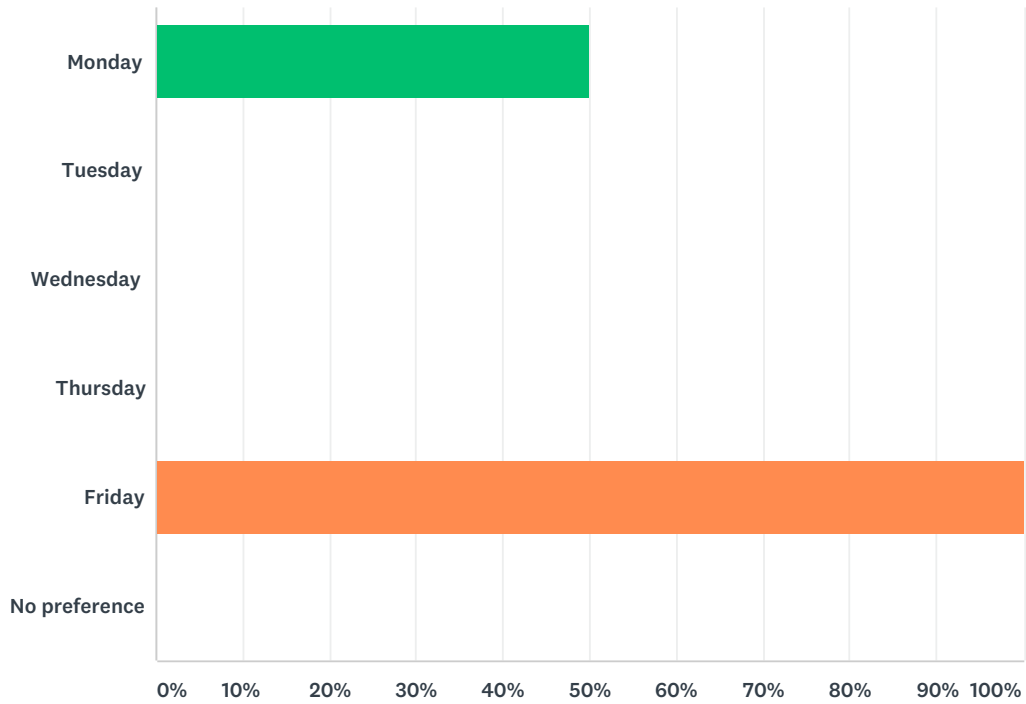
Answered: 2 Skipped: 0



ANSWER CHOICES	RESPONSES
Up to 1 hour	0.00% 0
Up to 1.5 hours	0.00% 0
Up to 2 hours	50.00% 1
Up to 3 hours	0.00% 0
½ day	0.00% 0
All day/Multiple days	50.00% 1
No preference	50.00% 1
Other (please specify)	0.00% 0
Total Respondents: 2	

Q8 Preferred day (select all that apply)

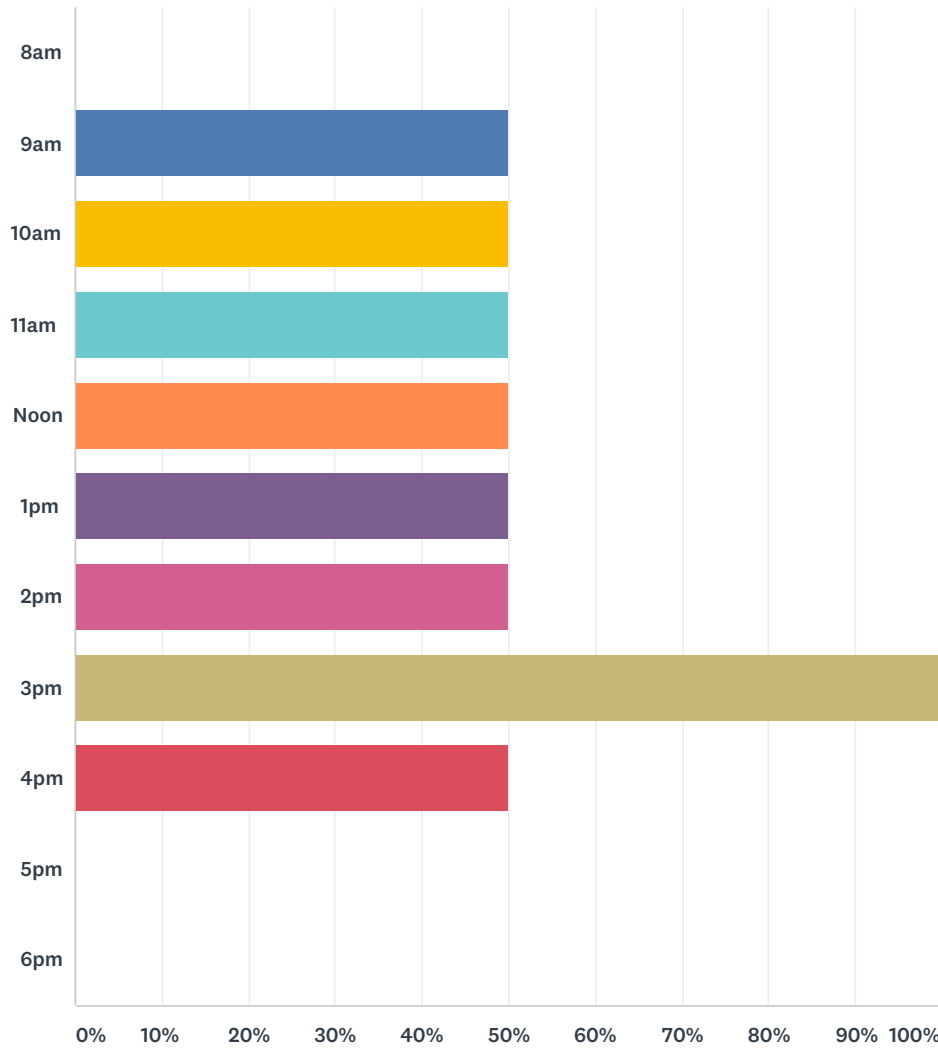
Answered: 2 Skipped: 0



ANSWER CHOICES	RESPONSES	
Monday	50.00%	1
Tuesday	0.00%	0
Wednesday	0.00%	0
Thursday	0.00%	0
Friday	100.00%	2
No preference	0.00%	0
Total Respondents: 2		

Q9 Preferred time (select all that apply)

Answered: 2 Skipped: 0

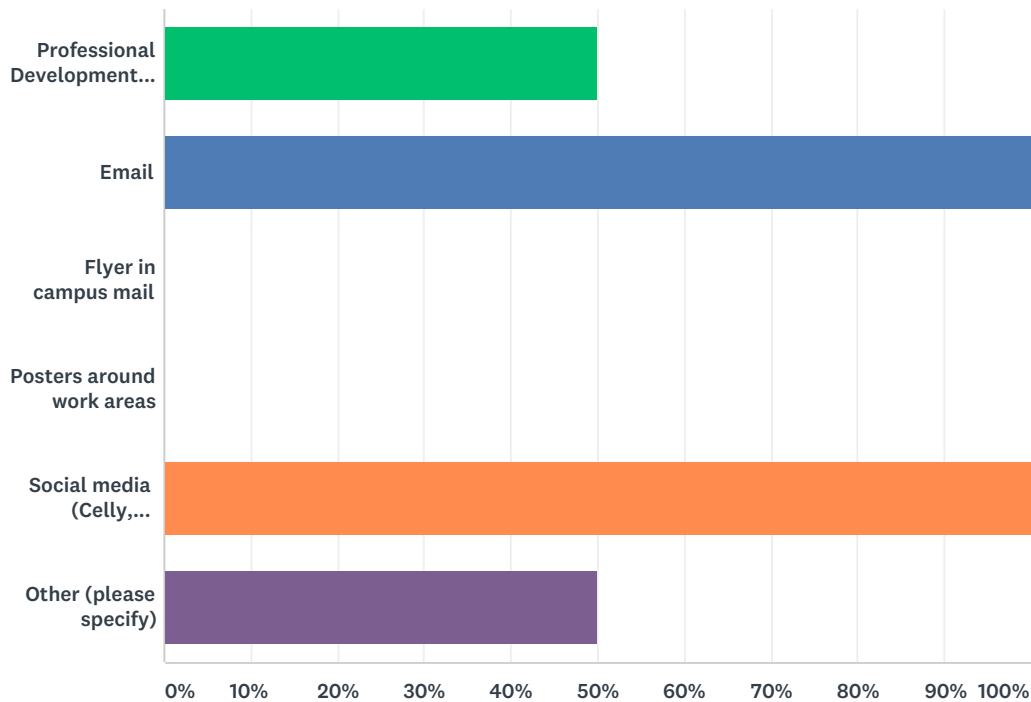


ANSWER CHOICES	RESPONSES
8am	0.00% 0
9am	50.00% 1
10am	50.00% 1
11am	50.00% 1
Noon	50.00% 1
1pm	50.00% 1
2pm	50.00% 1
3pm	100.00% 2
4pm	50.00% 1
5pm	0.00% 0

6pm	0.00%	0
Total Respondents: 2		

Q10 Preferred way to receive information about up-coming programs, events, and activities materials.

Answered: 2 Skipped: 0



ANSWER CHOICES	RESPONSES	
Professional Development website	50.00%	1
Email	100.00%	2
Flyer in campus mail	0.00%	0
Posters around work areas	0.00%	0
Social media (Celly, Remind.com, Twitter, ...)	100.00%	2
Other (please specify)	50.00%	1
Total Respondents: 2		

Q11 What other programs and services would you like to see presented (discipline-specific or otherwise)?

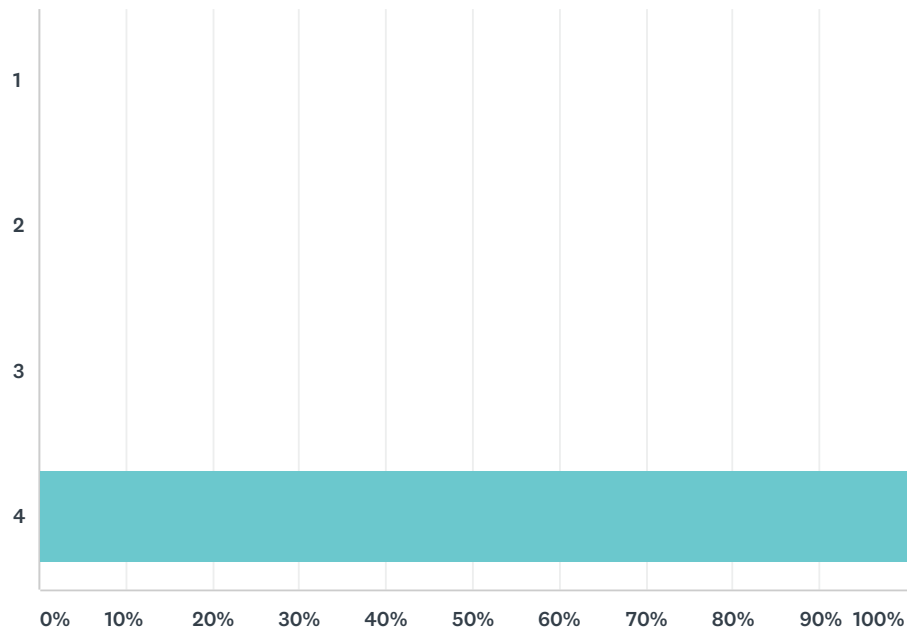
Answered: 2 Skipped: 0

Q12 Can you suggest possible guest speakers of facilitators (on/off-campus) for our workshops? Please provide names, institutions, and area of expertise.

Answered: 1 Skipped: 1

Q13 Have you utilized resource/programs offered for professional development? Rank (1-4) Never to Frequently (3 or more/semester)

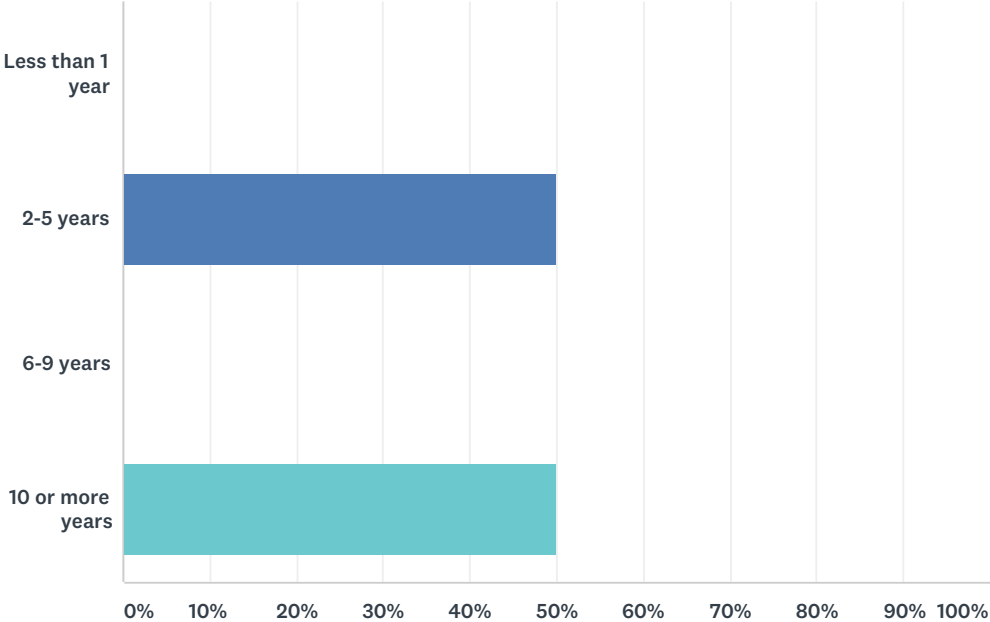
Answered: 2 Skipped: 0



ANSWER CHOICES	RESPONSES	
1	0.00%	0
2	0.00%	0
3	0.00%	0
4	100.00%	2
TOTAL		2

Q14 Time at MSJC

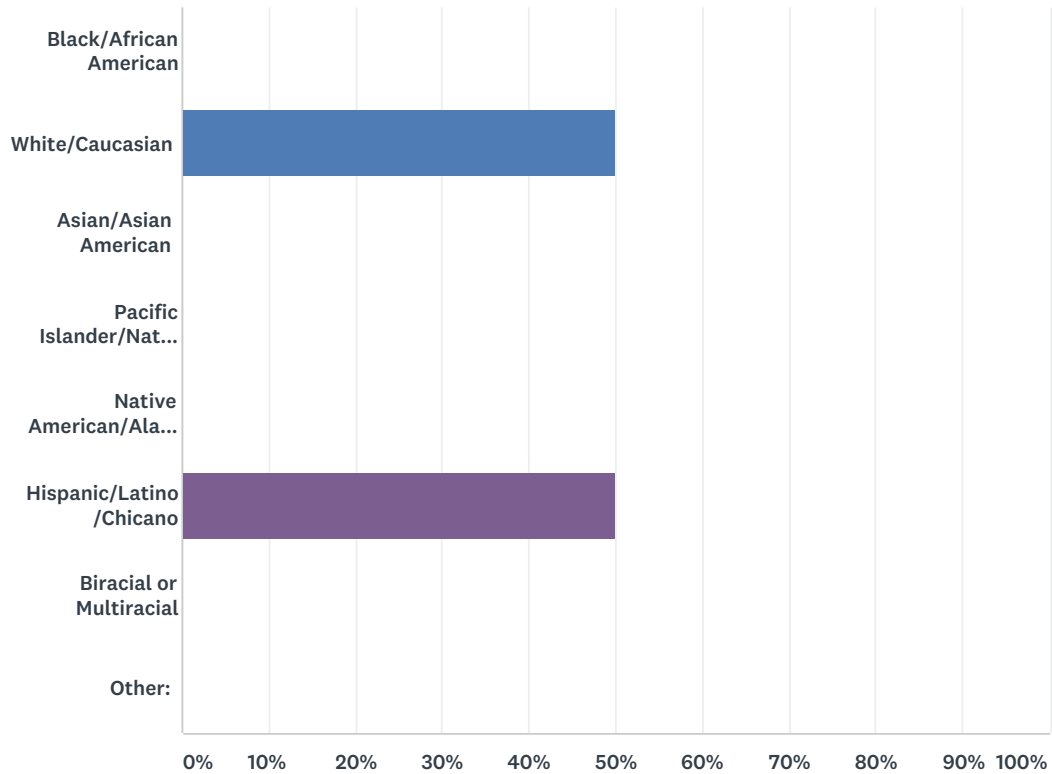
Answered: 2 Skipped: 0



ANSWER CHOICES	RESPONSES
Less than 1 year	0.00% 0
2-5 years	50.00% 1
6-9 years	0.00% 0
10 or more years	50.00% 1
TOTAL	2

Q15 Demographic Information

Answered: 2 Skipped: 0



ANSWER CHOICES	RESPONSES	
Black/African American	0.00%	0
White/Caucasian	50.00%	1
Asian/Asian American	0.00%	0
Pacific Islander/Native Hawaiian	0.00%	0
Native American/Alaska Native	0.00%	0
Hispanic/Latino/Chicano	50.00%	1
Biracial or Multiracial	0.00%	0
Other:	0.00%	0
TOTAL		2