

Grad Survey - 2017

Report Date: 2017-11-06

Data Requestor: Nikilos Mesaris
nmesaris@msjc.edu – Research Director

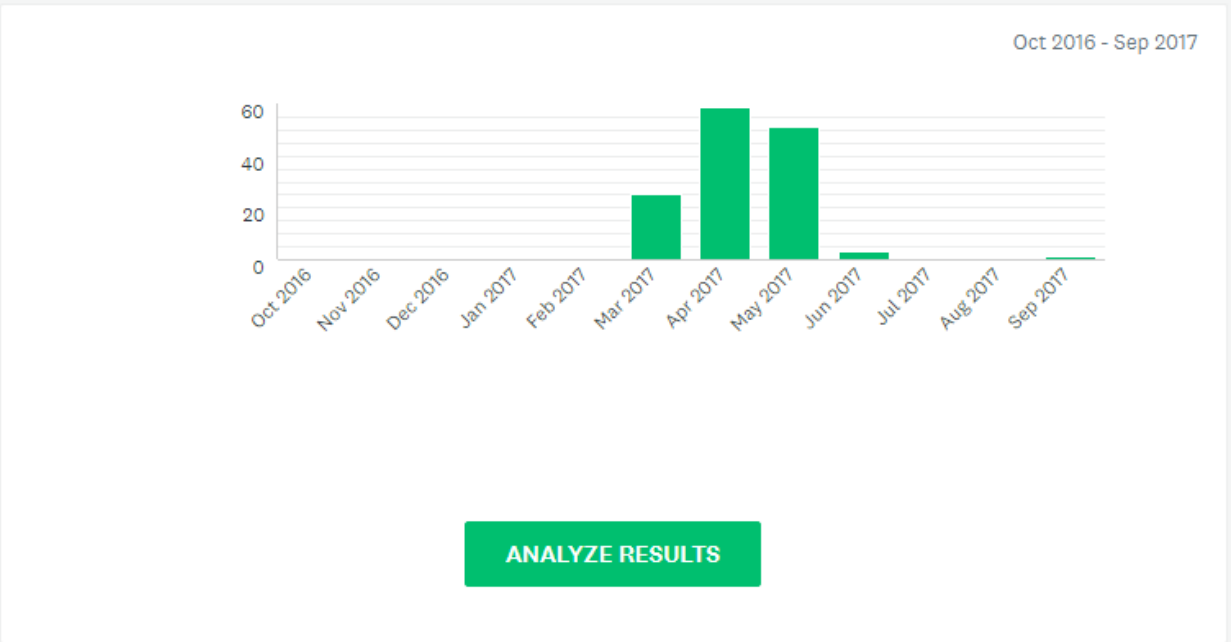
Responses and Status

<p>TOTAL RESPONSES</p> <p>139</p>	<p>OVERALL SURVEY STATUS</p> <p>CLOSED</p>	<p>RESPONSE ALERTS</p> <p>You get them, others do not.</p> <p>Manage Alerts</p>
-----------------------------------	--	---

Collectors

<p>CLOSED</p> <p>Web Link 1</p> <p>Created: 3/17/2017</p>	<p>139</p> <p>RESPONSES COLLECTED</p>
--	--

Responses Volume



Grad Survey - 2017

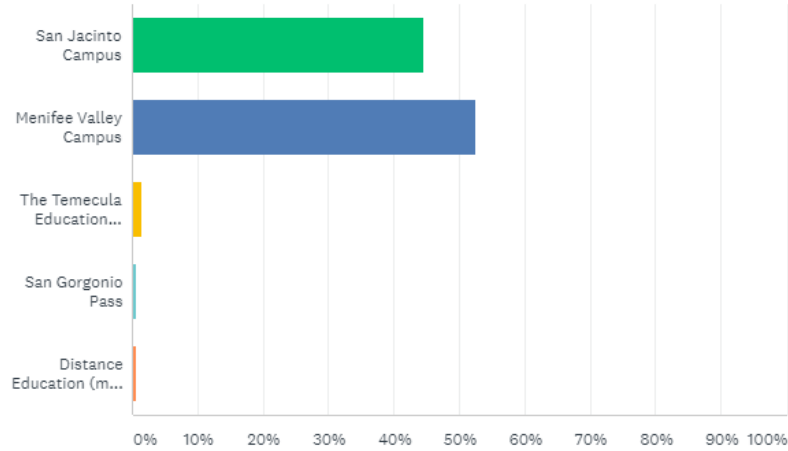
Q2

Customize

Export

Where was your primary campus?

Answered: 139 Skipped: 0



ANSWER CHOICES	RESPONSES
San Jacinto Campus	44.60% 62
Menifee Valley Campus	52.52% 73
The Temecula Education Complex	1.44% 2
San Geronio Pass	0.72% 1
Distance Education (most of my courses were on-line or hybrid)	0.72% 1
TOTAL	139

Grad Survey - 2017

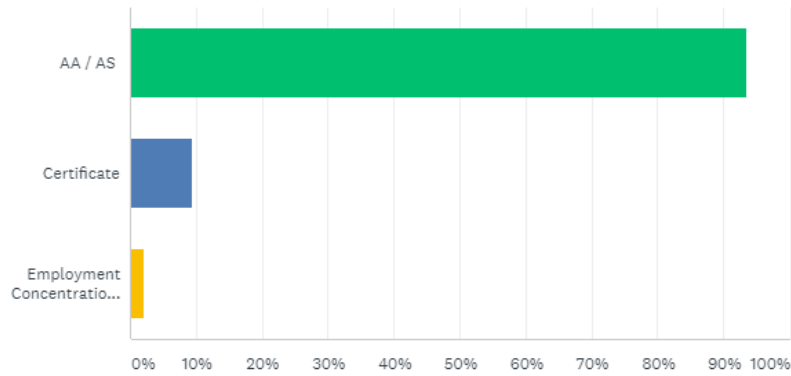
Q3

Customize

Export ▼

Check which of the following awards you will be receiving.

Answered: 139 Skipped: 0



ANSWER CHOICES ▼

RESPONSES ▼

▼ AA / AS

93.53%

130

▼ Certificate

9.35%

13

▼ Employment Concentration Certificate

2.16%

3

Total Respondents: 139

Q4

Export ▼

Please write in your major:

Answered: 129 Skipped: 10

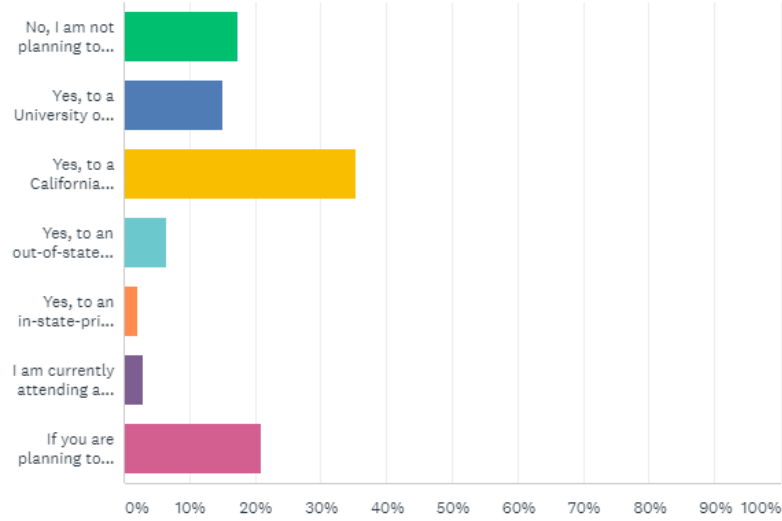
Grad Survey - 2017

Q5

Customize Export

Do you plan to transfer to another institution?

Answered: 139 Skipped: 0



ANSWER CHOICES	RESPONSES
▼ No, I am not planning to transfer to a 4-year institution	17.27% 24
▼ Yes, to a University of California institution	15.11% 21
▼ Yes, to a California State University institution	35.25% 49
▼ Yes, to an out-of-state 4-year institution	6.47% 9
▼ Yes, to an in-state-private 4-year institution	2.16% 3
▼ I am currently attending a 4-year institution	2.88% 4
▼ If you are planning to transfer, please indicate where (if known):	Responses 20.86% 29
TOTAL	139

Grad Survey - 2017

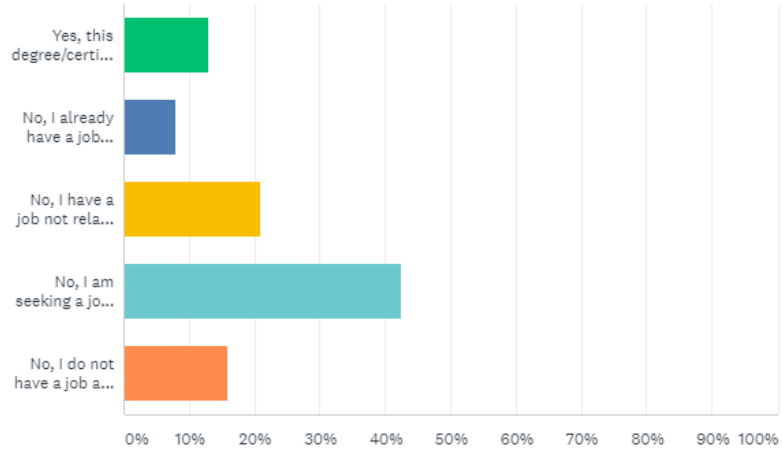
Q6

Customize

Export

Has this educational degree or certificate allowed you to secure a job?

Answered: 139 Skipped: 0



ANSWER CHOICES	RESPONSES
Yes, this degree/certificate helped me secure a job.	12.95% 18
No, I already have a job related to my degree/certificate.	7.91% 11
No, I have a job not related to my degree/certificate.	20.86% 29
No, I am seeking a job related to my degree/certificate.	42.45% 59
No, I do not have a job and am not seeking a job.	15.83% 22
TOTAL	139

Grad Survey - 2017

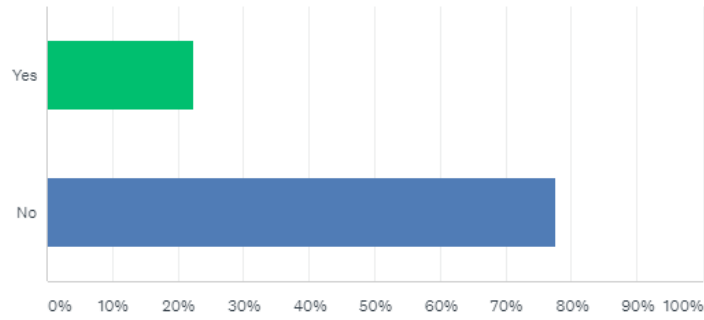
Q7

Customize

Export ▼

Does either your mother, father or legal guardian have a four-year degree (Bachelor's Degree)?

Answered: 139 Skipped: 0



ANSWER CHOICES	RESPONSES
▼ Yes	22.30% 31
▼ No	77.70% 108
TOTAL	139

Grad Survey - 2017

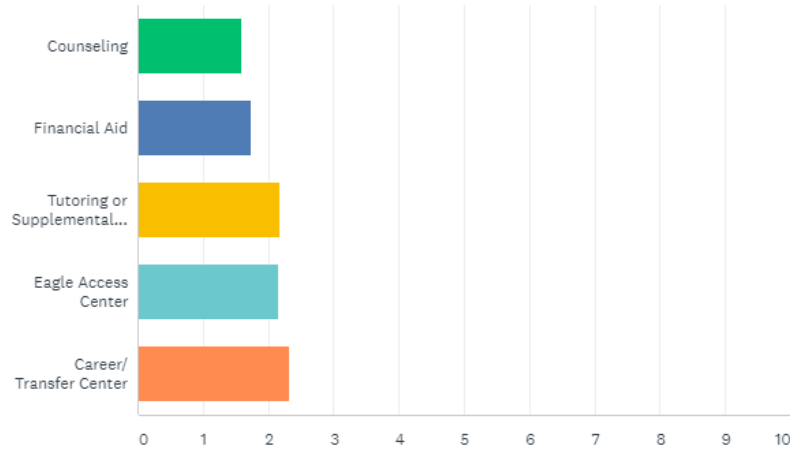
Q8

Customize

Export ▼

Which MSJC services have you utilized and to what extent?

Answered: 132 Skipped: 7



	FREQUENTLY	SOMETIMES	NEVER	TOTAL	WEIGHTED AVERAGE
▼ Counseling	43.94% 58	53.03% 70	3.03% 4	132	1.59
▼ Financial Aid	43.94% 58	39.39% 52	16.67% 22	132	1.73
▼ Tutoring or Supplemental Instruction	22.73% 30	37.88% 50	39.39% 52	132	2.17
▼ Eagle Access Center	19.70% 26	45.45% 60	34.85% 46	132	2.15
▼ Career/Transfer Center	10.61% 14	46.21% 61	43.18% 57	132	2.33

Grad Survey - 2017

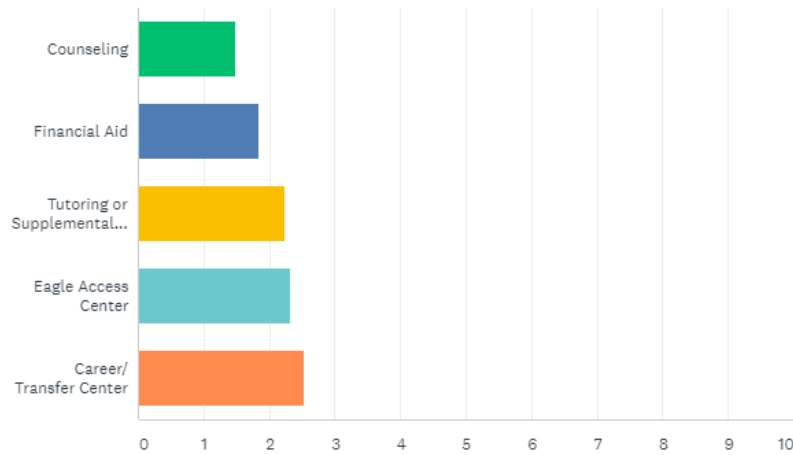
Q9

Customize

Export

For the MSJC services you have used, how helpful were those services to you?

Answered: 132 Skipped: 7



	VERY HELPFUL	SOMEWHAT HELPFUL	NOT HELPFUL	NOT APPLICABLE	TOTAL	WEIGHTED AVERAGE
Counseling	64.39% 85	25.00% 33	7.58% 10	3.03% 4	132	1.49
Financial Aid	54.55% 72	21.97% 29	8.33% 11	15.15% 20	132	1.84
Tutoring or Supplemental Instruction	48.48% 64	14.39% 19	3.03% 4	34.09% 45	132	2.23
Eagle Access Center	37.88% 50	25.76% 34	3.03% 4	33.33% 44	132	2.32
Career/Transfer Center	34.85% 46	20.45% 27	1.52% 2	43.18% 57	132	2.53

Grad Survey - 2017

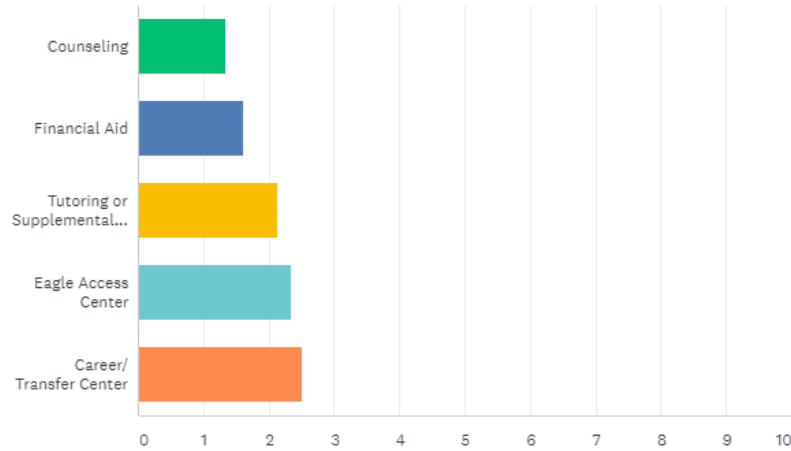
Q10

Customize

Export

How important were these services to your success as a student at MSJC?

Answered: 132 Skipped: 7



	VERY IMPORTANT	SOMEWHAT IMPORTANT	NOT IMPORTANT	NOT APPLICABLE	TOTAL	WEIGHTED AVERAGE
▼ Counseling	76.52% 101	17.42% 23	3.03% 4	3.03% 4	132	1.33
▼ Financial Aid	72.73% 96	9.09% 12	1.52% 2	16.67% 22	132	1.62
▼ Tutoring or Supplemental Instruction	48.48% 64	16.67% 22	7.58% 10	27.27% 36	132	2.14
▼ Eagle Access Center	34.85% 46	27.27% 36	6.82% 9	31.06% 41	132	2.34
▼ Career/Transfer Center	35.61% 47	17.42% 23	6.06% 8	40.91% 54	132	2.52

Grad Survey - 2017

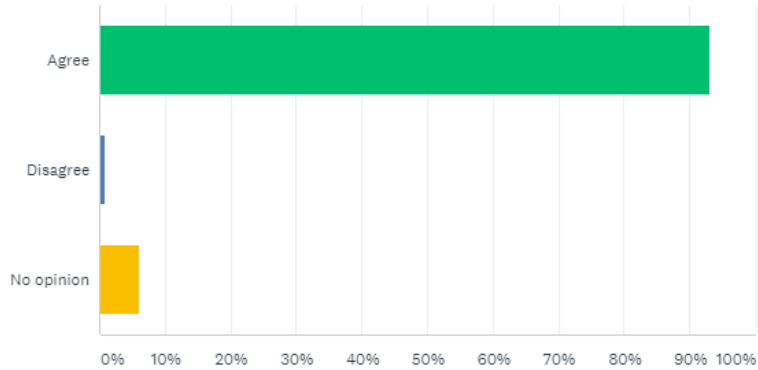
Q11

Customize

Export ▼

Provide you with basic skill, general and career education that led to your transfer or an associate degree or certificate.

Answered: 132 Skipped: 7



ANSWER CHOICES	RESPONSES
▼ Agree	93.18% 123
▼ Disagree	0.76% 1
▼ No opinion	6.06% 8
TOTAL	132

Grad Survey - 2017

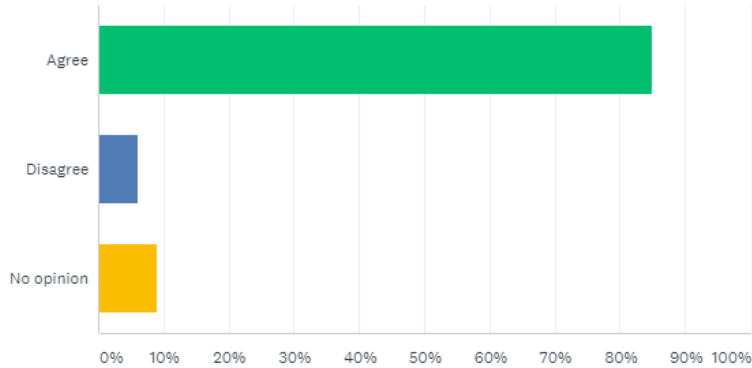
Q12

Customize

Export ▼

Empower you with the skills and knowledge needed to affect positive change and enhance the world you live in.

Answered: 132 Skipped: 7



ANSWER CHOICES	RESPONSES
▼ Agree	84.85% 112
▼ Disagree	6.06% 8
▼ No opinion	9.09% 12
TOTAL	132

Grad Survey - 2017

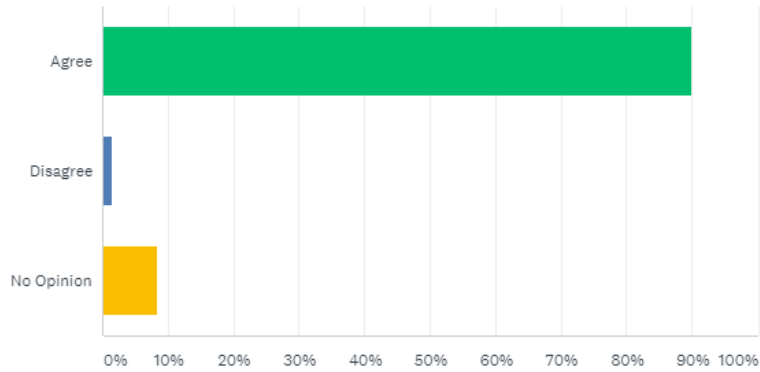
Q13

Customize

Export ▼

Communication: I feel I am better able to listen, speak, discuss, and write about diverse topics in a clear manner.

Answered: 130 Skipped: 9



ANSWER CHOICES	RESPONSES
▼ Agree	90.00% 117
▼ Disagree	1.54% 2
▼ No Opinion	8.46% 11
TOTAL	130

Grad Survey - 2017

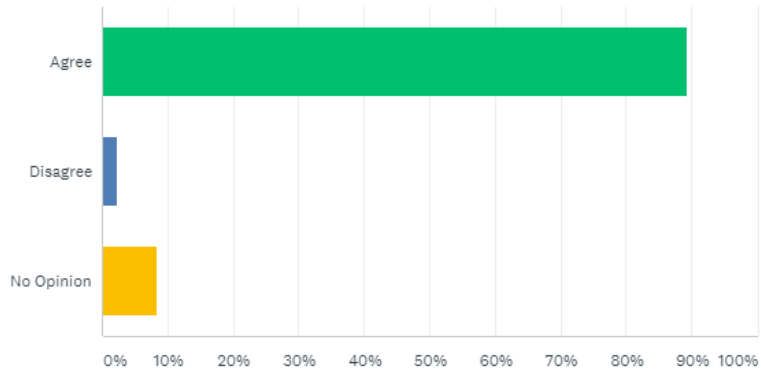
Q14

Customize

Export ▼

Critical Thinking: I feel I am better able to examine complex issues and propose solutions to problems by thinking logically and critically.

Answered: 130 Skipped: 9



ANSWER CHOICES	RESPONSES
▼ Agree	89.23% 116
▼ Disagree	2.31% 3
▼ No Opinion	8.46% 11
TOTAL	130

Grad Survey - 2017

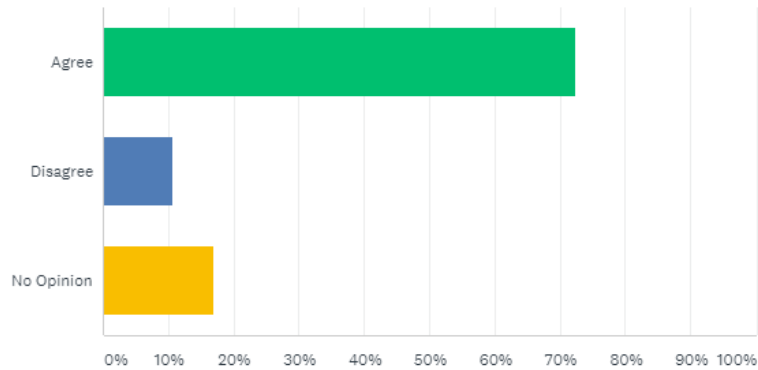
Q15

Customize

Export ▼

Aesthetic Awareness: I feel I am more aware of various styles of artistic expression and can offer a justified approval or criticism.

Answered: 130 Skipped: 9



ANSWER CHOICES	RESPONSES
▼ Agree	72.31% 94
▼ Disagree	10.77% 14
▼ No Opinion	16.92% 22
TOTAL	130

Grad Survey - 2017

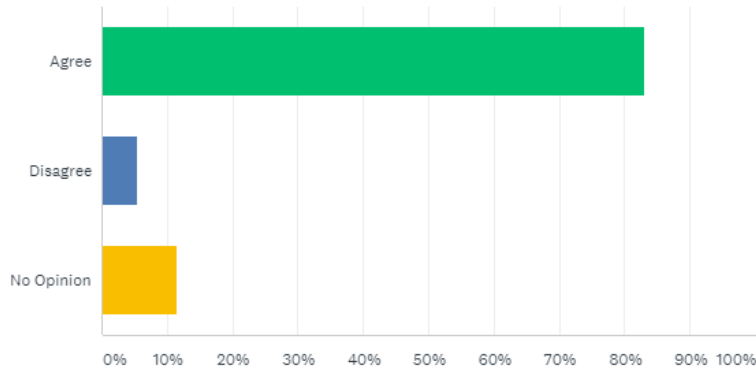
Q16

Customize

Export ▼

Social Awareness: I feel I am more aware of the diversity of people and culture both now and throughout history.

Answered: 130 Skipped: 9



ANSWER CHOICES	RESPONSES
▼ Agree	83.08% 108
▼ Disagree	5.38% 7
▼ No Opinion	11.54% 15
TOTAL	130

Grad Survey - 2017

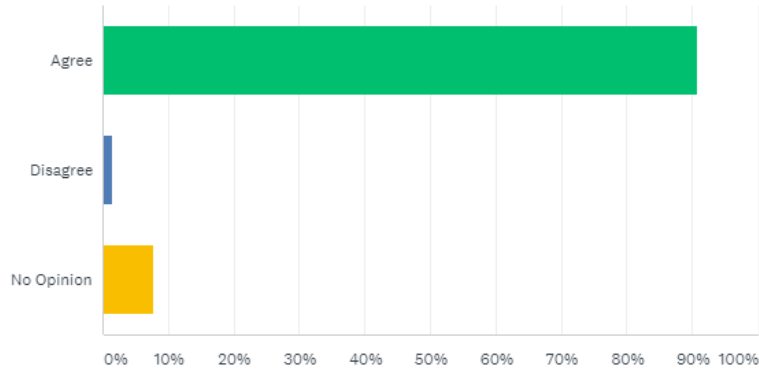
Q17

Customize

Export ▼

Responsibility: I feel I am more aware of the impact of lifestyle choices and behaviors on my education, health, wellness, and role in society.

Answered: 130 Skipped: 9



ANSWER CHOICES	RESPONSES
▼ Agree	90.77% 118
▼ Disagree	1.54% 2
▼ No Opinion	7.69% 10
TOTAL	130

Grad Survey - 2017

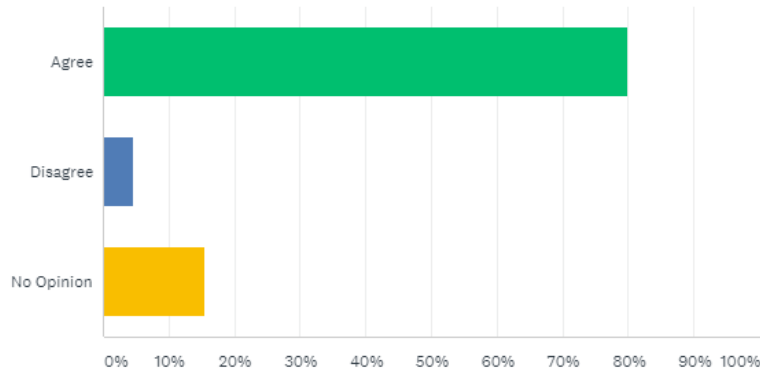
Q18

Customize

Export ▼

Scientific Awareness: I feel I am more aware of the scientific method in the physical and biological sciences.

Answered: 130 Skipped: 9



ANSWER CHOICES	RESPONSES
▼ Agree	80.00% 104
▼ Disagree	4.62% 6
▼ No Opinion	15.38% 20
TOTAL	130

Q19

Export ▼

Which faculty member or staff member has influenced you the most while you were at MSJC?

Answered: 104 Skipped: 35

Grad Survey - 2017

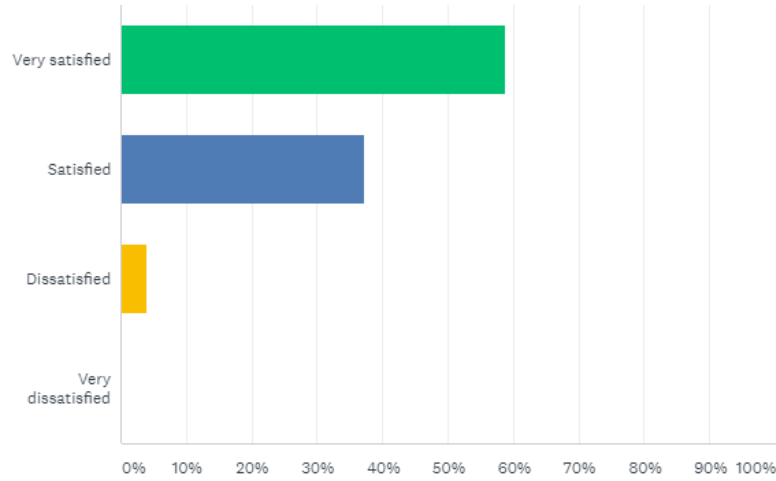
Q20

Customize

Export ▼

Overall, how satisfied are you with your MSJC experience?

Answered: 126 Skipped: 13



ANSWER CHOICES	RESPONSES	
▼ Very satisfied	58.73%	74
▼ Satisfied	37.30%	47
▼ Dissatisfied	3.97%	5
▼ Very dissatisfied	0.00%	0
TOTAL		126

Grad Survey - 2017

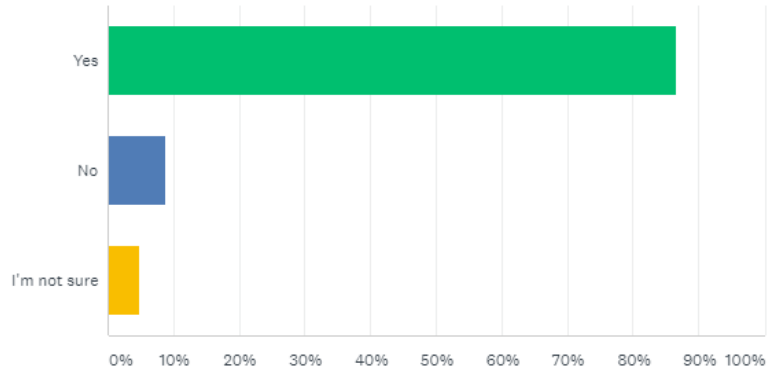
Q21

Customize

Export ▼

Do you plan to participate in the MSJC Spring graduation ceremony?

Answered: 126 Skipped: 13



ANSWER CHOICES	RESPONSES
▼ Yes	86.51% 109
▼ No	8.73% 11
▼ I'm not sure	4.76% 6
TOTAL	126