

Graduate Survey - 2016

Report Date: 2016-11-06

Data Requestor: Nikilos Mesaris

nmesaris@msjc.edu –Director: Institutional Research

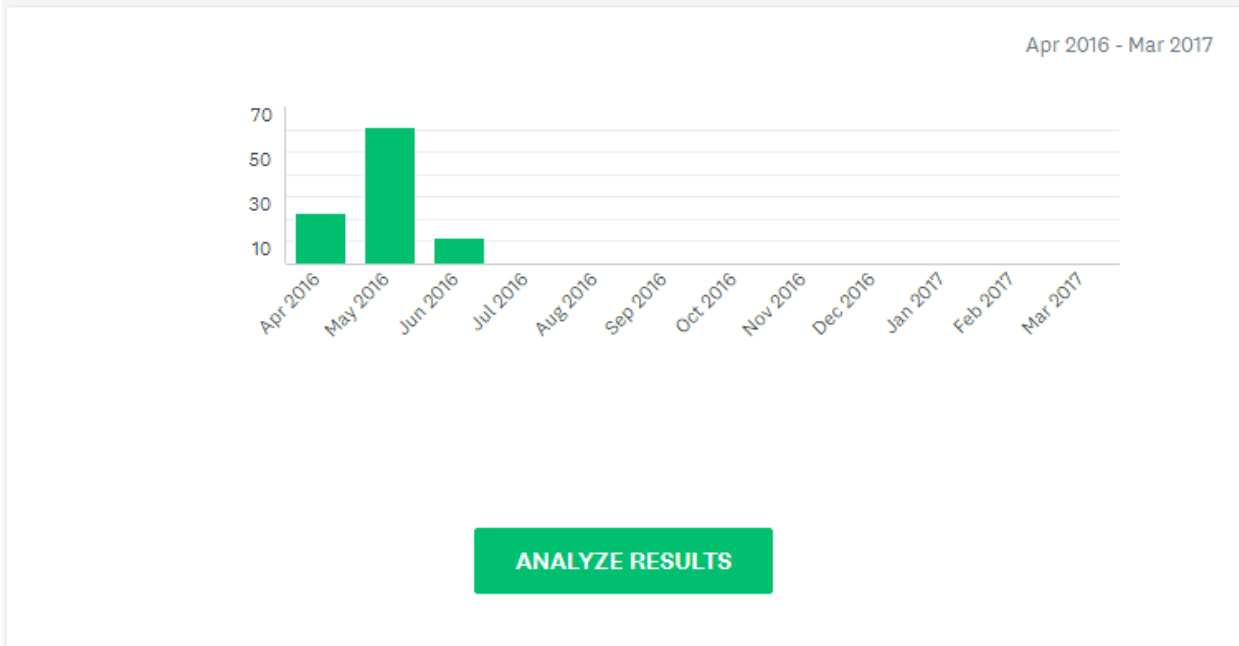
Responses and Status

<p>TOTAL RESPONSES</p> <p>100</p>	<p>OVERALL SURVEY STATUS</p> <p>CLOSED</p>	<p>RESPONSE ALERTS</p> <p>You get them, others do not.</p> <p>Manage Alerts</p>
-----------------------------------	--	---

Collectors

<p>CLOSED</p> <p>Web Link 1</p> <p>Created: 3/17/2016</p>	<p>100</p> <p>RESPONSES COLLECTED</p>
--	--

Responses Volume



Graduate Survey - 2016

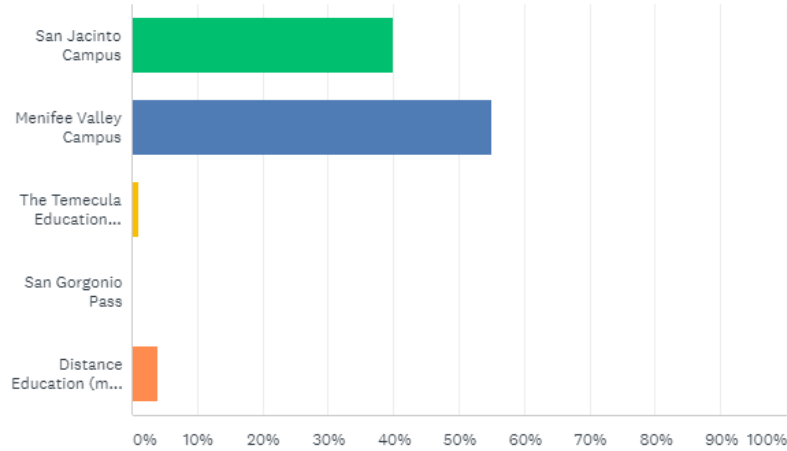
Q2

Customize

Export

Where was your primary campus?

Answered: 100 Skipped: 0



ANSWER CHOICES	RESPONSES
San Jacinto Campus	40.00% 40
Menifee Valley Campus	55.00% 55
The Temecula Education Complex	1.00% 1
San Geronio Pass	0.00% 0
Distance Education (most of my courses were on-line or hybrid)	4.00% 4
TOTAL	100

Graduate Survey - 2016

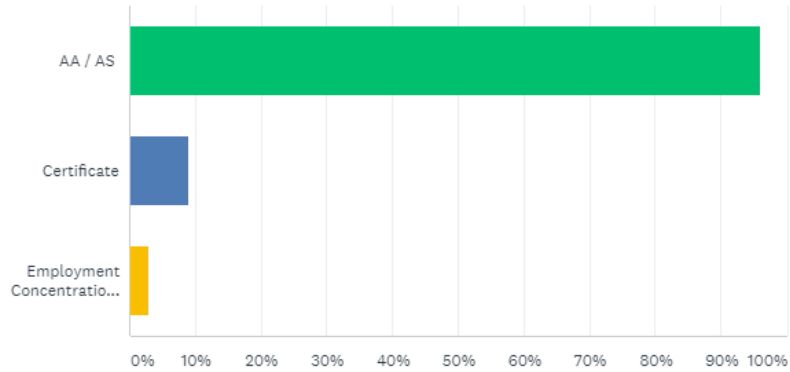
Q3

Customize

Export ▼

Check which of the following awards you will be receiving.

Answered: 100 Skipped: 0



ANSWER CHOICES ▼

RESPONSES ▼

▼ AA / AS

96.00%

96

▼ Certificate

9.00%

9

▼ Employment Concentration Certificate

3.00%

3

Total Respondents: 100

Q4

Export ▼

Please write in your major:

Answered: 95 Skipped: 5

RESPONSES (95)

TEXT ANALYSIS

MY CATEGORIES (0)

Graduate Survey - 2016

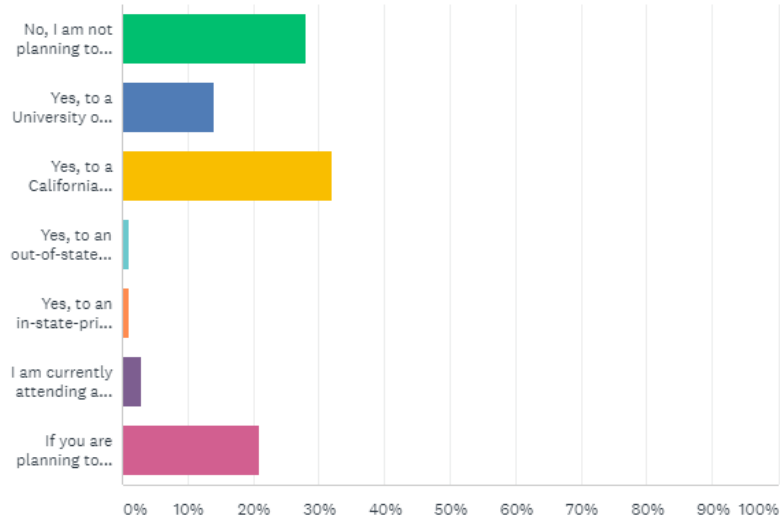
Q5

Customize

Export

Do you plan to transfer to another institution?

Answered: 100 Skipped: 0



ANSWER CHOICES	RESPONSES
▼ No, I am not planning to transfer to a 4-year institution	28.00% 28
▼ Yes, to a University of California institution	14.00% 14
▼ Yes, to a California State University institution	32.00% 32
▼ Yes, to an out-of-state 4-year institution	1.00% 1
▼ Yes, to an in-state-private 4-year institution	1.00% 1
▼ I am currently attending a 4-year institution	3.00% 3
▼ If you are planning to transfer, please indicate where (if known):	Responses 21.00% 21
TOTAL	100

Graduate Survey - 2016

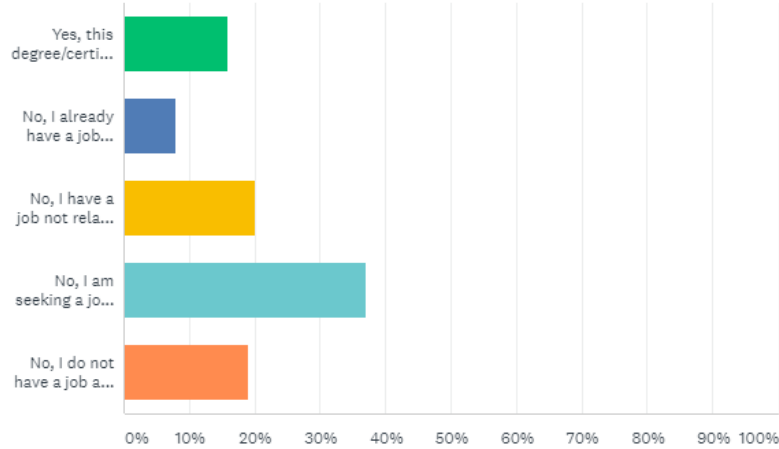
Q6

Customize

Export

Has this educational degree or certificate allowed you to secure a job?

Answered: 100 Skipped: 0



ANSWER CHOICES	RESPONSES
Yes, this degree/certificate helped me secure a job.	16.00% 16
No, I already have a job related to my degree/certificate.	8.00% 8
No, I have a job not related to my degree/certificate.	20.00% 20
No, I am seeking a job related to my degree/certificate.	37.00% 37
No, I do not have a job and am not seeking a job.	19.00% 19
TOTAL	100

Graduate Survey - 2016

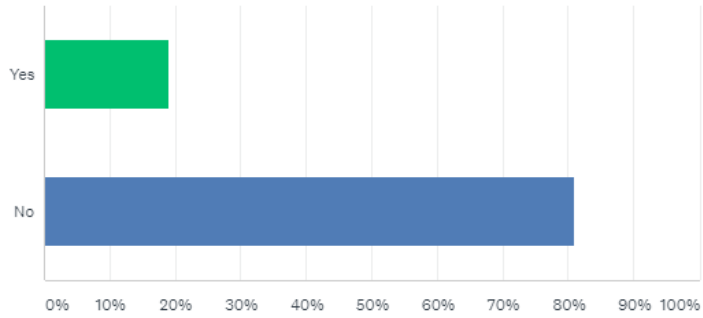
Q7

Customize

Export ▼

Does either your mother, father or legal guardian have a four-year degree (Bachelor's Degree)?

Answered: 100 Skipped: 0



ANSWER CHOICES	RESPONSES
▼ Yes	19.00% 19
▼ No	81.00% 81
TOTAL	100

Graduate Survey - 2016

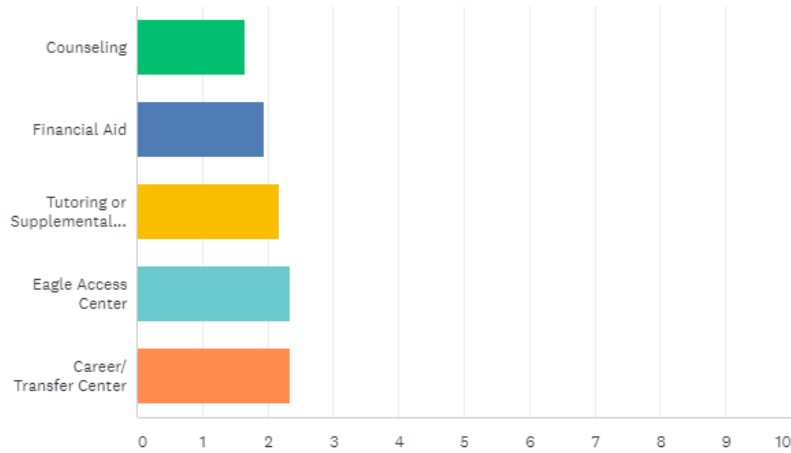
Q8

Customize

Export

Which MSJC services have you utilized and to what extent?

Answered: 96 Skipped: 4



	FREQUENTLY	SOMETIMES	NEVER	TOTAL	WEIGHTED AVERAGE
▼ Counseling	40.63% 39	54.17% 52	5.21% 5	96	1.65
▼ Financial Aid	32.29% 31	41.67% 40	26.04% 25	96	1.94
▼ Tutoring or Supplemental Instruction	18.75% 18	45.83% 44	35.42% 34	96	2.17
▼ Eagle Access Center	13.54% 13	38.54% 37	47.92% 46	96	2.34
▼ Career/Transfer Center	12.50% 12	39.58% 38	47.92% 46	96	2.35

Graduate Survey - 2016

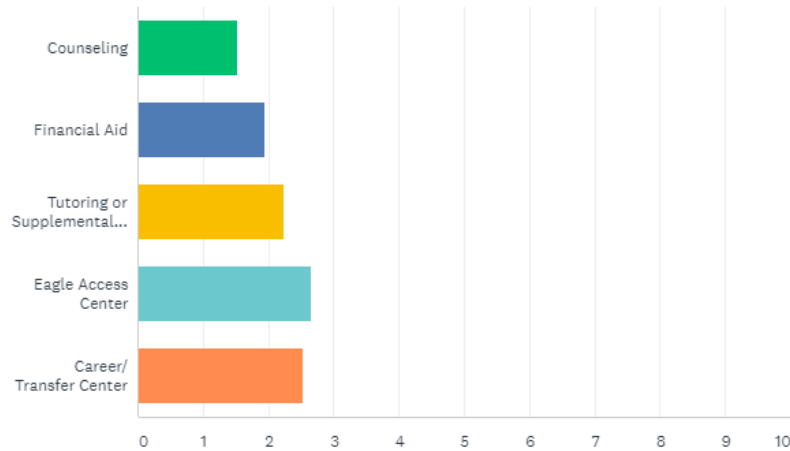
Q9

Customize

Export

For the MSJC services you have used, how helpful were those services to you?

Answered: 96 Skipped: 4



	VERY HELPFUL	SOMEWHAT HELPFUL	NOT HELPFUL	NOT APPLICABLE	TOTAL	WEIGHTED AVERAGE
▼ Counseling	64.58% 62	22.92% 22	7.29% 7	5.21% 5	96	1.53
▼ Financial Aid	53.13% 51	21.88% 21	2.08% 2	22.92% 22	96	1.95
▼ Tutoring or Supplemental Instruction	43.75% 42	21.88% 21	2.08% 2	32.29% 31	96	2.23
▼ Eagle Access Center	30.21% 29	18.75% 18	7.29% 7	43.75% 42	96	2.65
▼ Career/Transfer Center	36.46% 35	16.67% 16	4.17% 4	42.71% 41	96	2.53

Graduate Survey - 2016

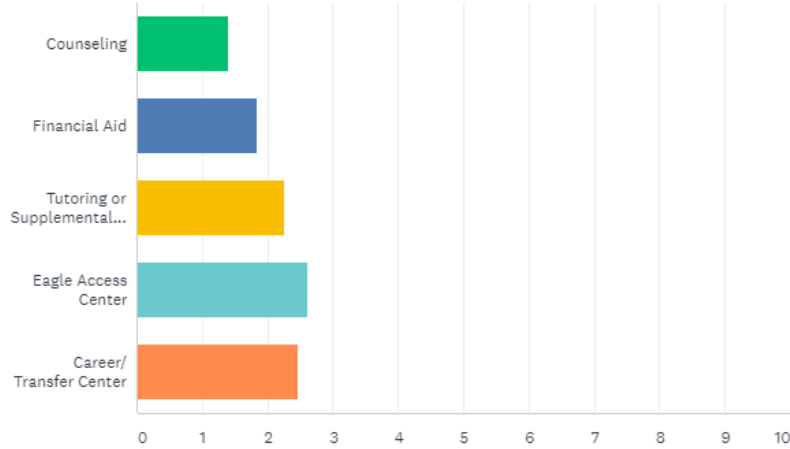
Q10

Customize

Export

How important were these services to your success as a student at MSJC?

Answered: 96 Skipped: 4



	VERY IMPORTANT	SOMEWHAT IMPORTANT	NOT IMPORTANT	NOT APPLICABLE	TOTAL	WEIGHTED AVERAGE
▼ Counseling	71.88% 69	20.83% 20	2.08% 2	5.21% 5	96	1.41
▼ Financial Aid	65.63% 63	8.33% 8	2.08% 2	23.96% 23	96	1.84
▼ Tutoring or Supplemental Instruction	45.83% 44	16.67% 16	4.17% 4	33.33% 32	96	2.25
▼ Eagle Access Center	29.17% 28	20.83% 20	9.38% 9	40.63% 39	96	2.61
▼ Career/Transfer Center	38.54% 37	16.67% 16	4.17% 4	40.63% 39	96	2.47

Graduate Survey - 2016

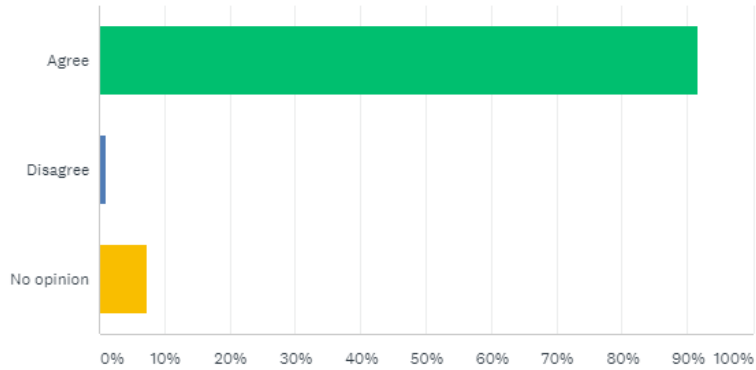
Q11

Customize

Export ▼

Provide you with basic skill, general and career education that led to your transfer or an associate degree or certificate.

Answered: 96 Skipped: 4



ANSWER CHOICES	RESPONSES
▼ Agree	91.67% 88
▼ Disagree	1.04% 1
▼ No opinion	7.29% 7
TOTAL	96

Graduate Survey - 2016

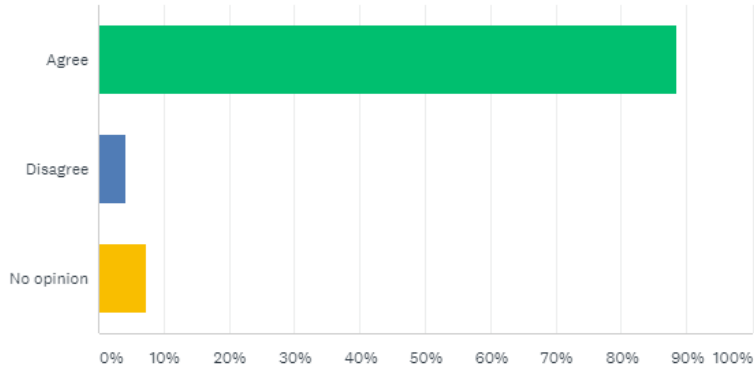
Q12

Customize

Export ▼

Empower you with the skills and knowledge needed to affect positive change and enhance the world you live in.

Answered: 96 Skipped: 4



ANSWER CHOICES	RESPONSES
▼ Agree	88.54% 85
▼ Disagree	4.17% 4
▼ No opinion	7.29% 7
TOTAL	96

Graduate Survey - 2016

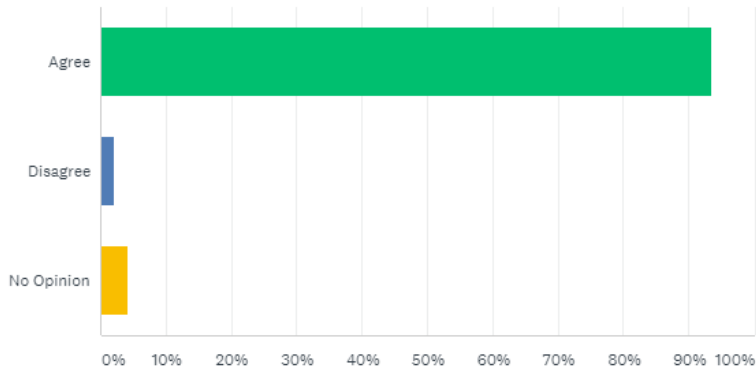
Q13

Customize

Export ▼

Communication: I feel I am better able to listen, speak, discuss, and write about diverse topics in a clear manner.

Answered: 94 Skipped: 6



ANSWER CHOICES	RESPONSES
▼ Agree	93.62% 88
▼ Disagree	2.13% 2
▼ No Opinion	4.26% 4
TOTAL	94

Graduate Survey - 2016

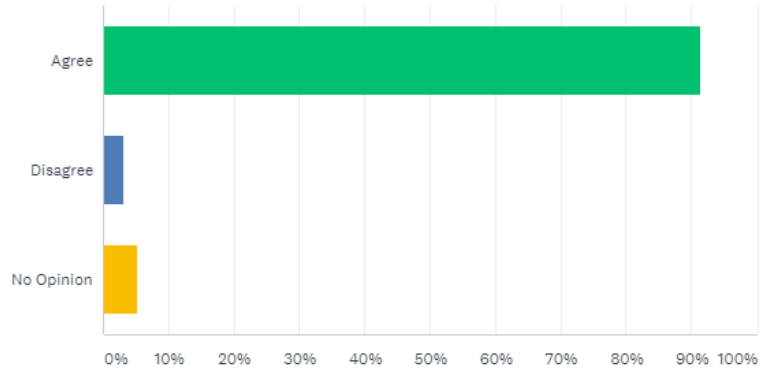
Q14

Customize

Export ▼

Critical Thinking: I feel I am better able to examine complex issues and propose solutions to problems by thinking logically and critically.

Answered: 94 Skipped: 6



ANSWER CHOICES	RESPONSES
▼ Agree	91.49% 86
▼ Disagree	3.19% 3
▼ No Opinion	5.32% 5
TOTAL	94

Graduate Survey - 2016

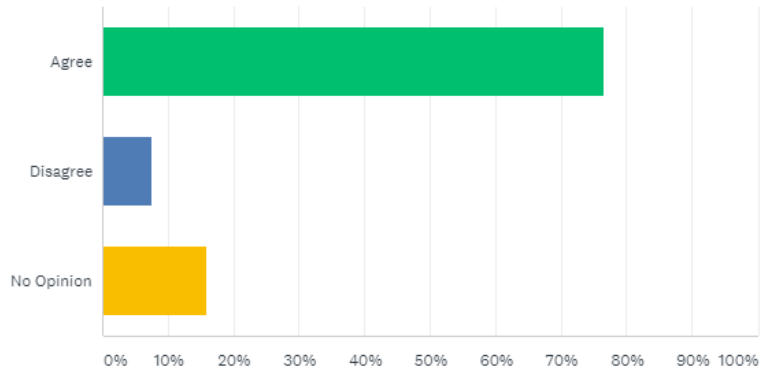
Q15

Customize

Export ▼

Aesthetic Awareness: I feel I am more aware of various styles of artistic expression and can offer a justified approval or criticism.

Answered: 94 Skipped: 6



ANSWER CHOICES	RESPONSES
▼ Agree	76.60% 72
▼ Disagree	7.45% 7
▼ No Opinion	15.96% 15
TOTAL	94

Graduate Survey - 2016

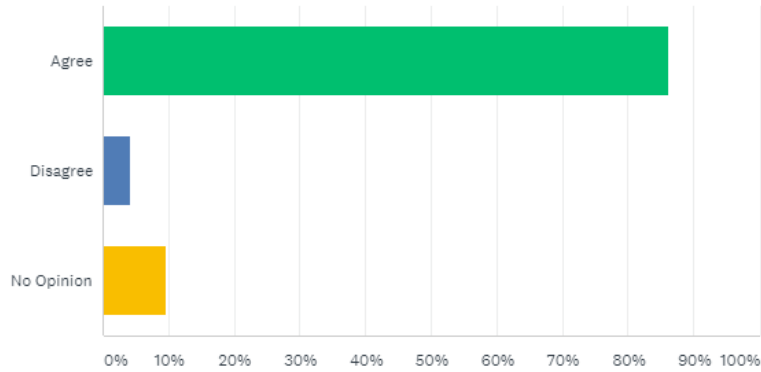
Q16

Customize

Export ▼

Social Awareness: I feel I am more aware of the diversity of people and culture both now and throughout history.

Answered: 94 Skipped: 6



ANSWER CHOICES	RESPONSES
▼ Agree	86.17% 81
▼ Disagree	4.26% 4
▼ No Opinion	9.57% 9
TOTAL	94

Graduate Survey - 2016

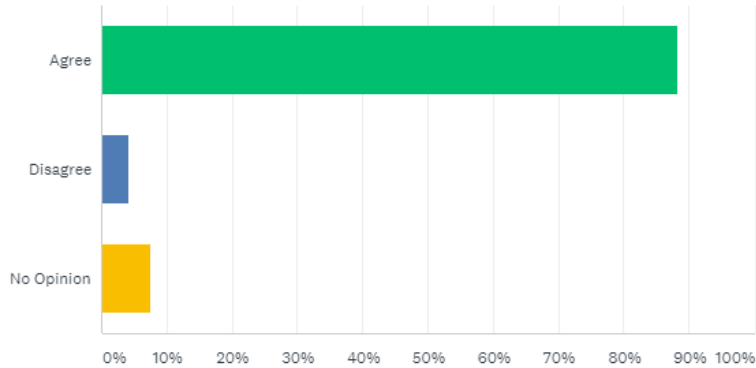
Q17

Customize

Export ▼

Responsibility: I feel I am more aware of the impact of lifestyle choices and behaviors on my education, health, wellness, and role in society.

Answered: 94 Skipped: 6



ANSWER CHOICES	RESPONSES
▼ Agree	88.30% 83
▼ Disagree	4.26% 4
▼ No Opinion	7.45% 7
TOTAL	94

Graduate Survey - 2016

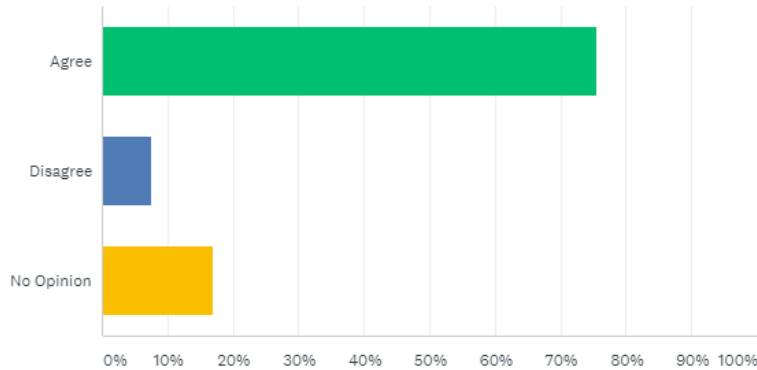
Q18

Customize

Export ▼

Scientific Awareness: I feel I am more aware of the scientific method in the physical and biological sciences.

Answered: 94 Skipped: 6



ANSWER CHOICES	RESPONSES
▼ Agree	75.53% 71
▼ Disagree	7.45% 7
▼ No Opinion	17.02% 16
TOTAL	94

Q19

Export ▼

Which faculty member or staff member has influenced you the most while you were at MSJC?

Answered: 78 Skipped: 22

Graduate Survey - 2016

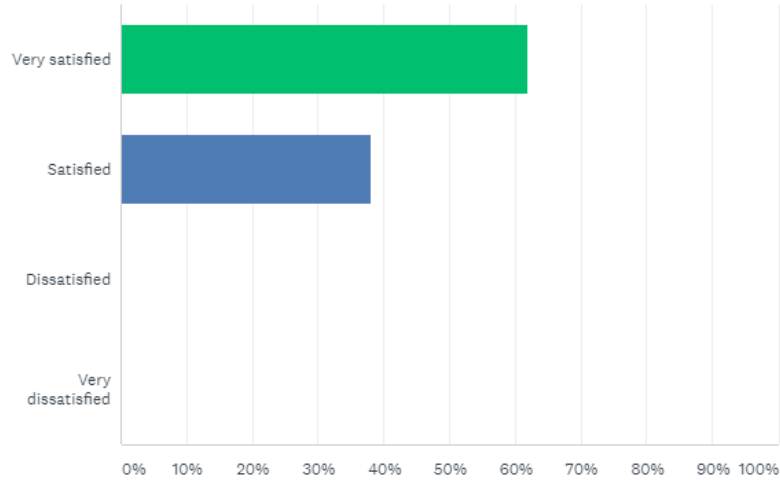
Q20

Customize

Export ▼

Overall, how satisfied are you with your MSJC experience?

Answered: 92 Skipped: 8



ANSWER CHOICES	RESPONSES
▼ Very satisfied	61.96% 57
▼ Satisfied	38.04% 35
▼ Dissatisfied	0.00% 0
▼ Very dissatisfied	0.00% 0
TOTAL	92

Graduate Survey - 2016

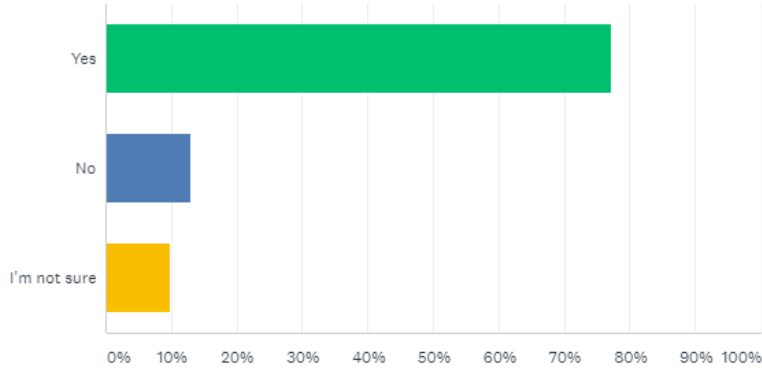
Q21

Customize

Export ▼

Do you plan to participate in the MSJC Spring graduation ceremony?

Answered: 92 Skipped: 8



ANSWER CHOICES	RESPONSES
▼ Yes	77.17% 71
▼ No	13.04% 12
▼ I'm not sure	9.78% 9
TOTAL	92