

MSJC 2013

Student Success Scorecard

(aka Accountability Reporting for the Community Colleges)

Presentation to the
Mt. San Jacinto College Board of Trustees
Thursday, December 12, 2013

Dr. Pat Schwerdtfeger
Interim Vice President of Instruction

Student Success Scorecard

Initiated passed in 2004

Objective

To provide a clear & concise information on key student progress & success metrics in order to improve performance

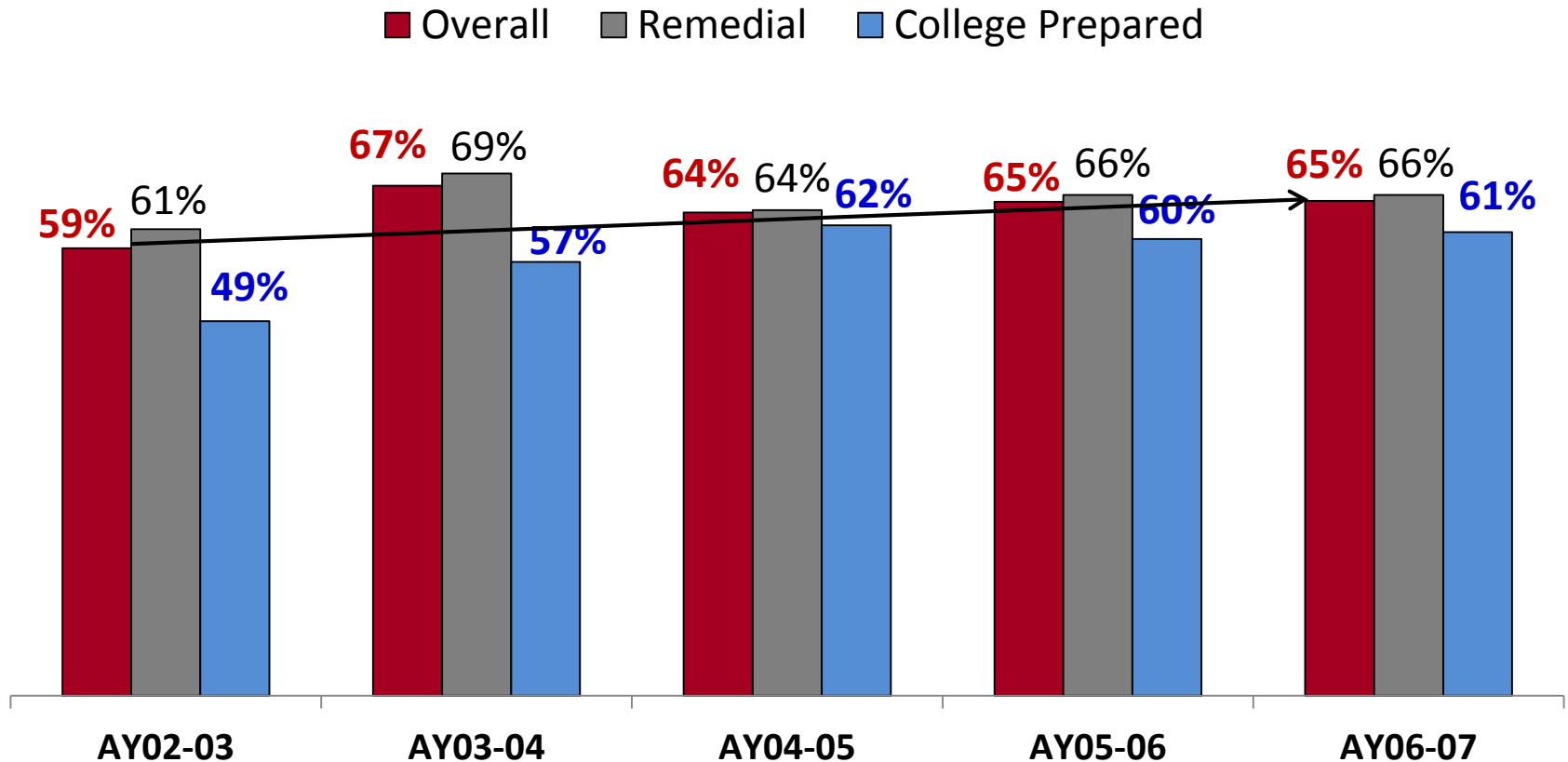
Student Success Scorecard Metrics

1. **Persistence** - research shows that students with sustained enrollment are **more likely to succeed**
2. **At least 30 units** - tend to be positively **correlated with completion & wage gain**
3. **Completion** - Completed a **degree, certificate** or related outcomes
4. **Remedial** - Started below transfer level in English, math and /or ESL & **completed a college-level course** in the same discipline
5. **Career Technical Education** - Completed several courses classified as career technical in a single discipline & **completed a degree, certificate or transferred**

1. Persistence

% of degree and/or transfer-seeking students tracked for six years through 2011-12 who enrolled in the first three consecutive terms.

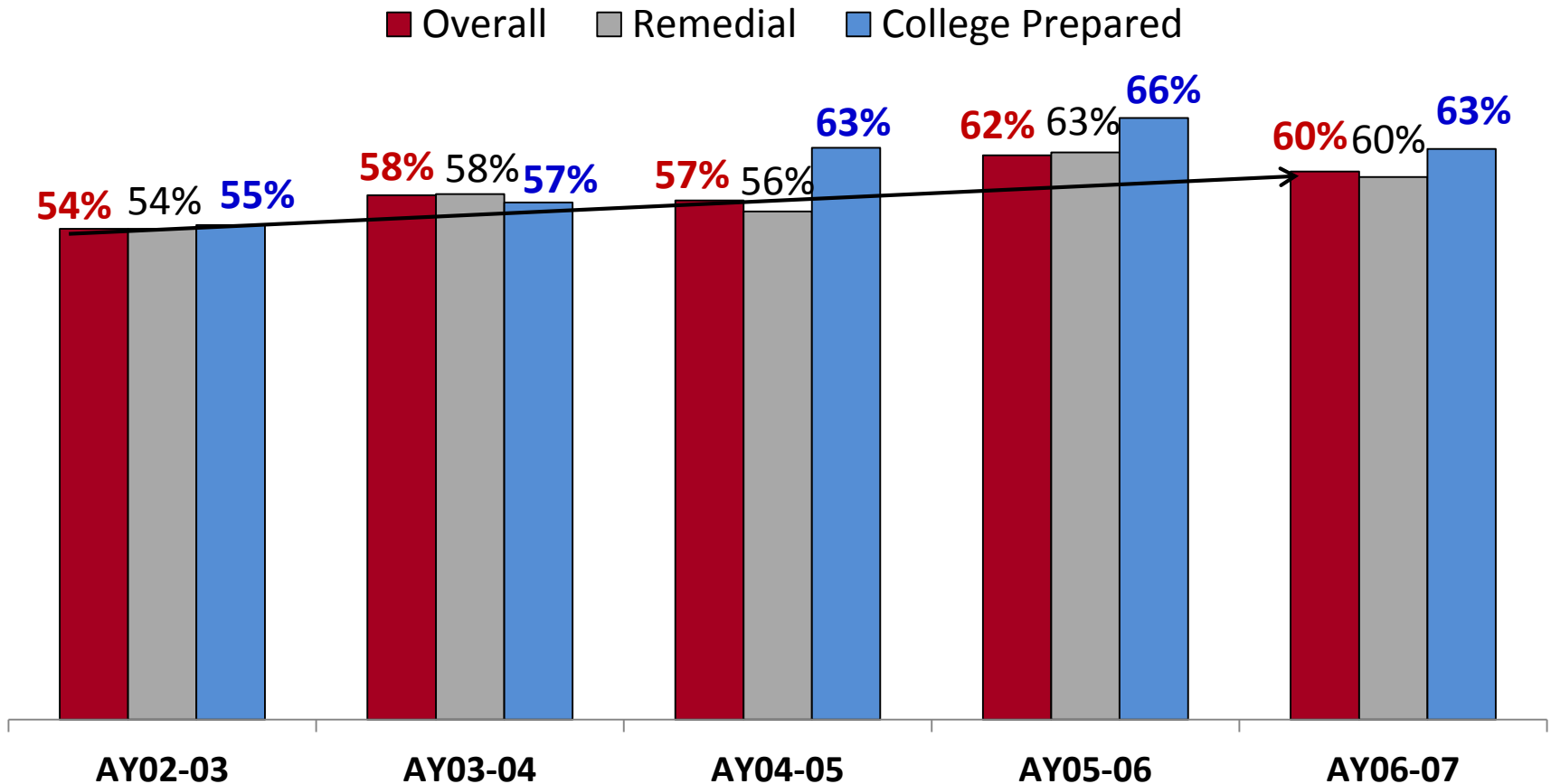
Research shows that students with sustained enrollment are **more likely to succeed.**



2. At least 30 Units

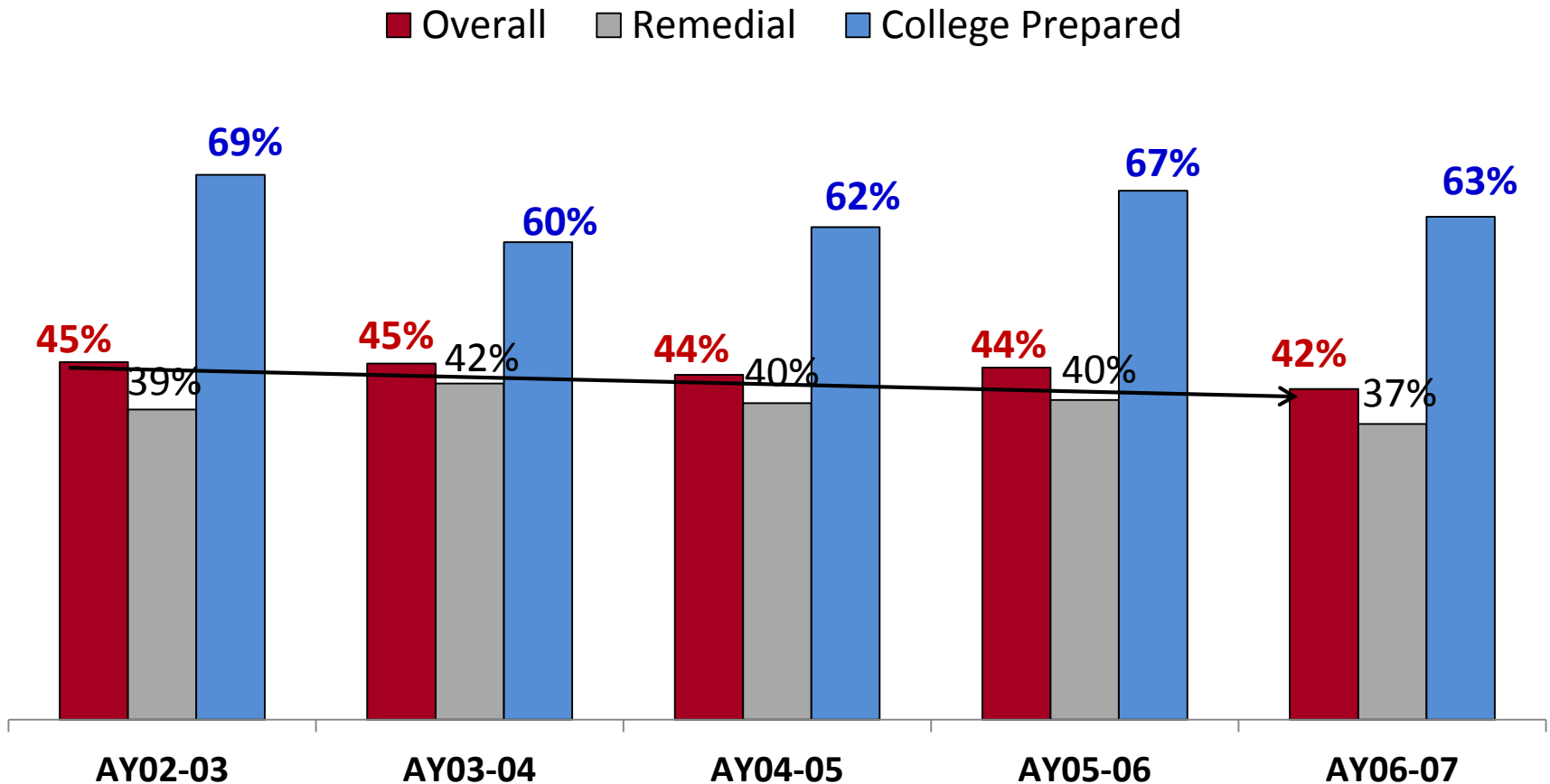
% of degree and/or transfer seeking students tracked for 6 years through 2011-12 **who achieved at least 30 units.**

Credit accumulation, 30 units specifically, **tend to be positively correlated with completion and wage gain.**



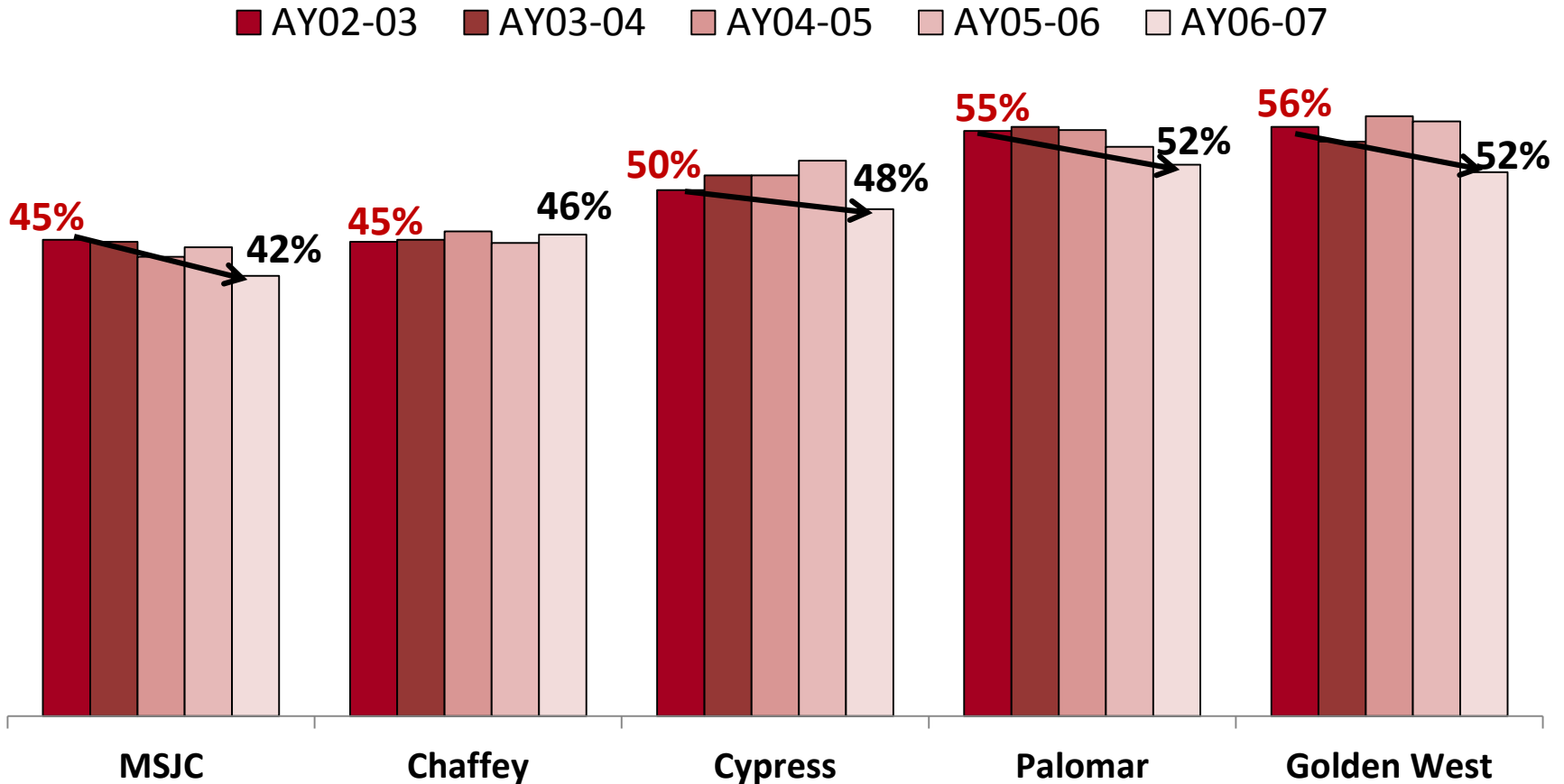
3. Completion

% of degree and/or transfer-seeking students tracked for six years through 2011-12 who **completed a degree, certificate or transfer related outcomes.**



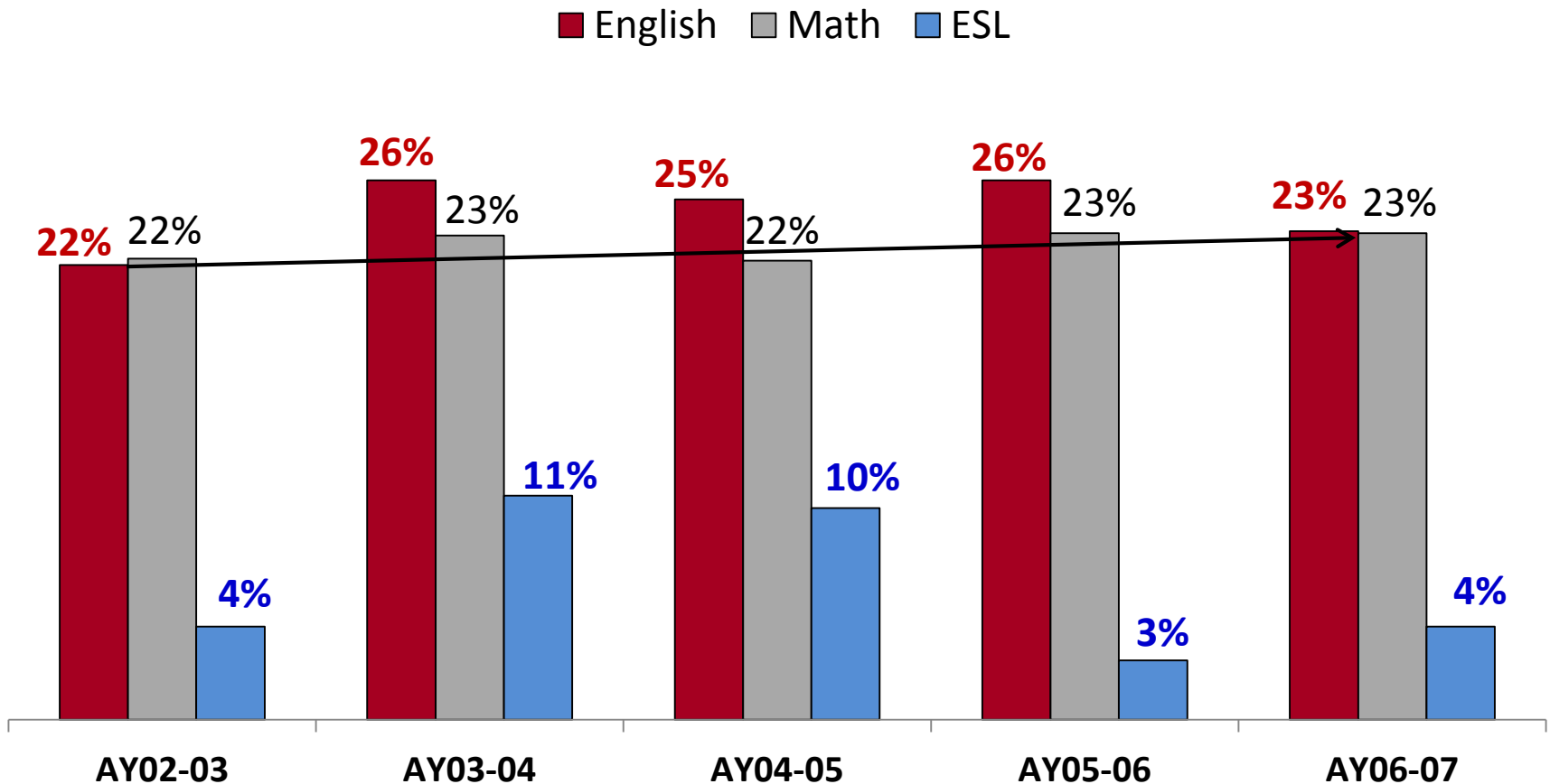
3. Completion

% of degree and/or transfer-seeking students tracked for six years through 2011-12 who **completed a degree, certificate or transfer related outcomes.**



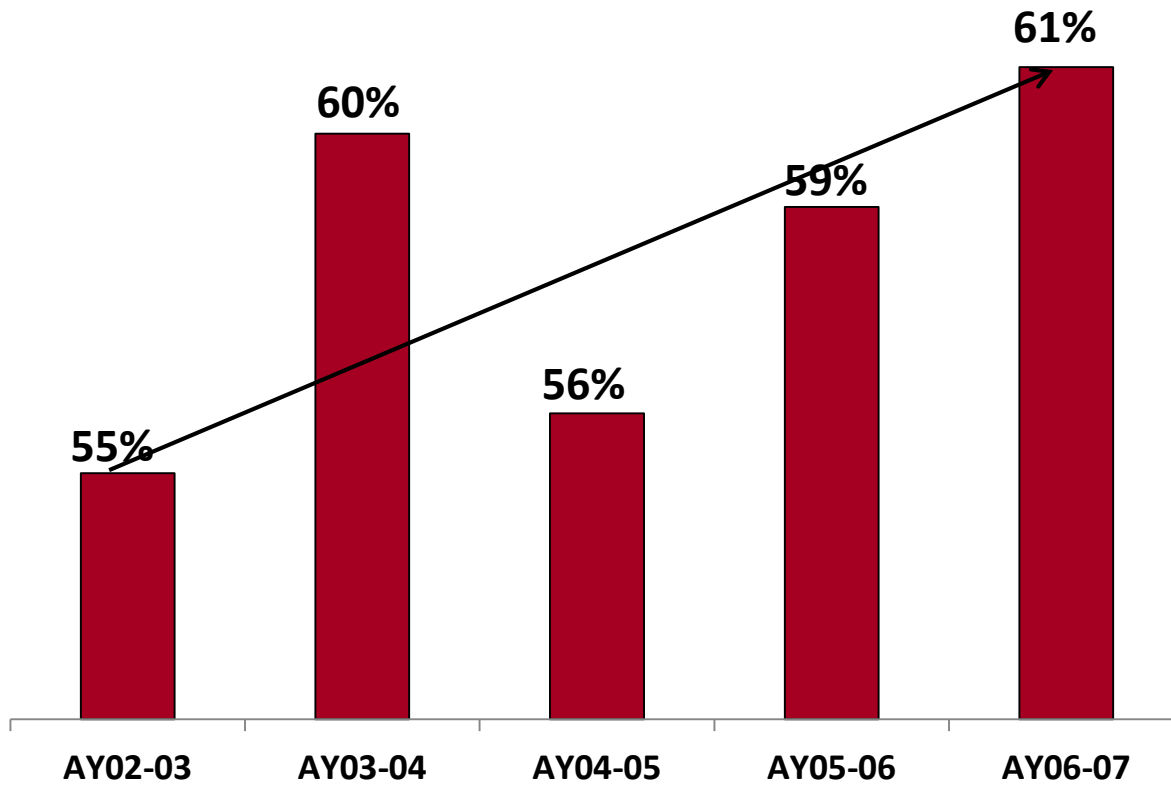
4. Remedial

% of credit students tracked for 6 years through 2011-12 who **started below transfer level in English, math, and/or ESL and completed a college-level course in the same discipline.**



5. Career Technical Education (CTE)

% of students tracked for 6 years through 2011-12 who **completed several courses classified as career technical education in a single discipline & completed a degree, certificate or transferred.**



Student Success Scorecard

- In CCC Board of Governors commitment to **increase transfer and degree and certificate attainment** established a performance measurement that tracks student success at all 112 community colleges.
- The scorecard represents an unprecedented level of **transparency and accountability on student progress and success metrics**.
- The scorecard tell how well colleges are doing in **remedial instruction, job training programs, retention of students and graduation and completion rates**.
- Data reported by **gender, age and ethnicity**, colleges, students and the public can also better determine if colleges are narrowing achievement gaps, which is vitally important for our students and our state's economy.

Link to scorecard: <http://scorecard.cccco.edu/scorecardrates.aspx?CollegeID=061#home>

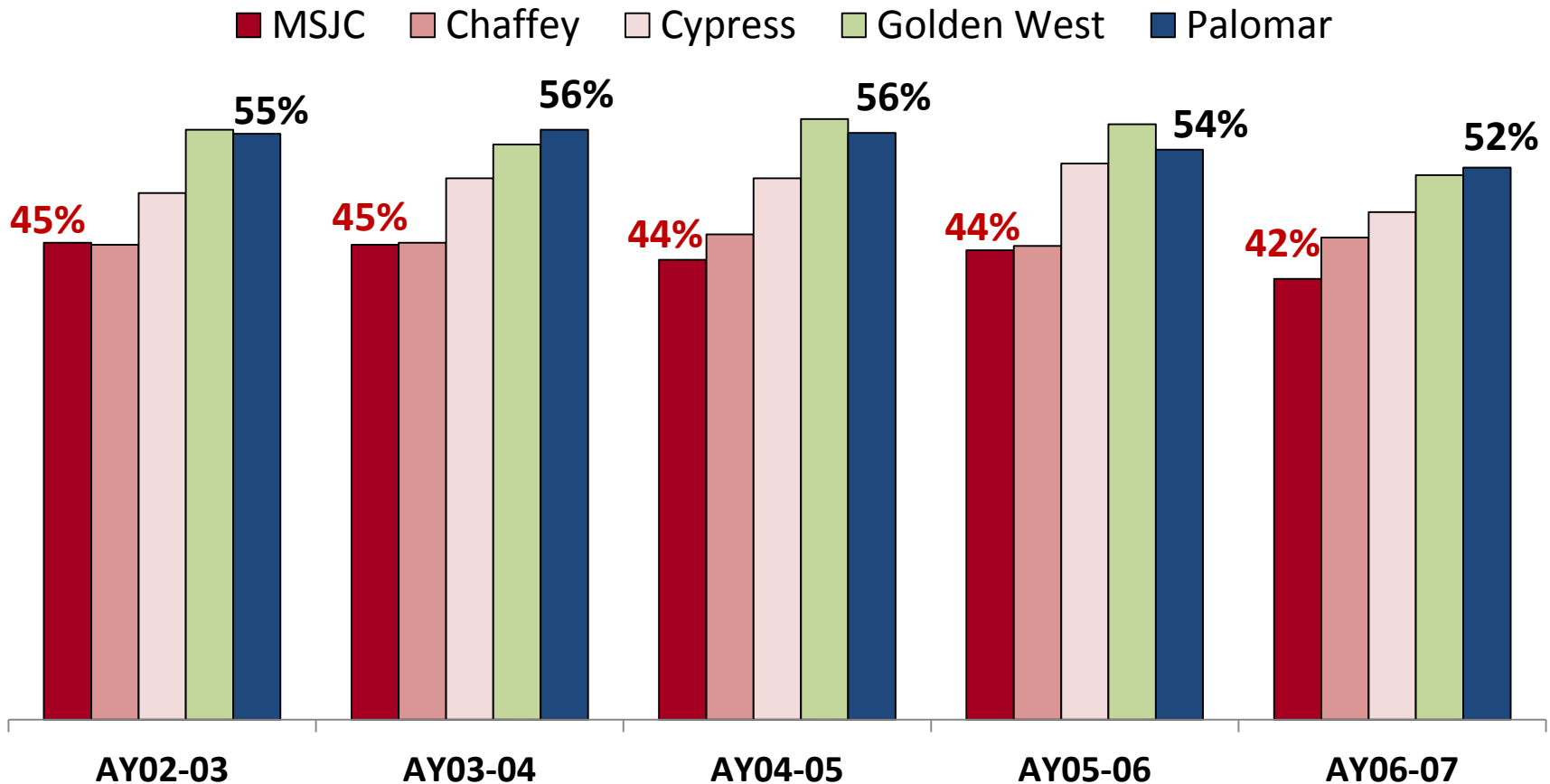
Questions ???

MSJC... improvement in 4 of the 5 measurements

- Student **progress & achievement** rate
 - Percent of students who **earned 30 units**
 - annual successful course completion rate for **vocational courses**
 - Credit **basic skills completion**
 - **ESL Improvement** Rates
- Due primarily to the expansion of student success initiatives three years ago coupled with a major emphasis on professional development among faculty.
 - Interventions made a difference.
 - Supplemental Instruction (SI)
 - Learning Communities
 - First Year Experience
 - Strategies and interventions rooted in the college's STEM grant
 - The ESL program indicator is trending up due to much focused planning in this area.
 - The persistence rate did not show improvement after hitting 67% in 2008-2009 and declining to 64%.
 - This will become an action item for improvement with the instruction and student service divisions.
 - Despite the challenge of the state budget reductions, MSJC is making every effort to minimize the impact of these constraints on student access and success.

3. Completion

% of degree and/or transfer-seeking students tracked for six years through 2011-12 who **completed a degree, certificate or transfer related outcomes.**



- **ARCC 2.0/Scorecard: An Accountability Framework for the California Community Colleges**
The Student Success Task Force (SSTF) recommended the implementation of a new accountability framework, whose **purpose is to provide stakeholders with clear and concise information on key student progress and success metrics in order to improve performance**. The recommendation specified that a scorecard be built on the existing reporting system, the Accountability Reporting for the Community Colleges (ARCC).

- <http://www.californiacommunitycolleges.cccco.edu/PolicyInAction/StudentSuccessInitiative.aspx>

MSJC ARCC 2012 Report Recap

5 out of 7 Accountability Indicators Increased vs. 2011 Report

