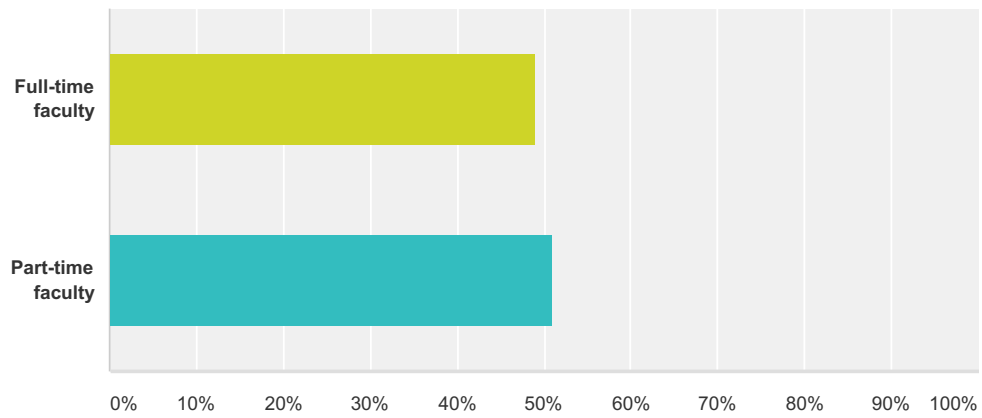


**Q1 Please indicate whether you are full-time or part-time:**

Answered: 57 Skipped: 0



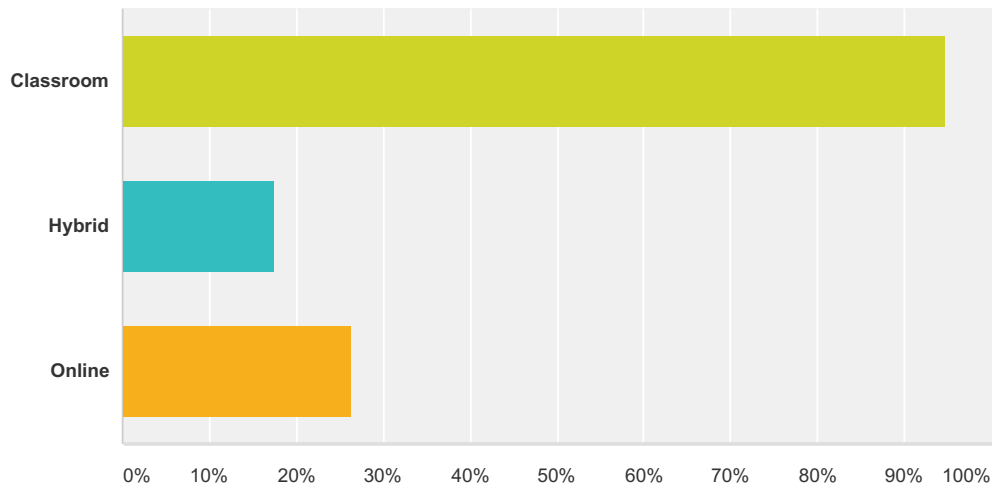
Answer Choices	Responses	
Full-time faculty	49.12%	28
Part-time faculty	50.88%	29
<b>Total</b>		<b>57</b>

**Q2 Please indicate what subject(s) you teach:**

Answered: 57 Skipped: 0

**Q3 Which types of classes are you currently teaching? Check all that apply.**

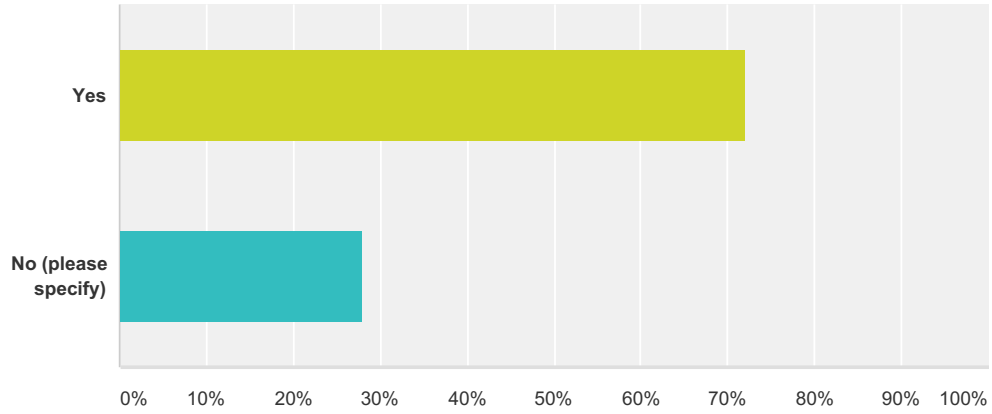
Answered: 57 Skipped: 0



Answer Choices	Responses
Classroom	94.74% 54
Hybrid	17.54% 10
Online	26.32% 15
<b>Total Respondents: 57</b>	

**Q4 Please indicate whether you expect the MSJC Libraries to be the primary resource for supporting your students’ assignments or research papers.**

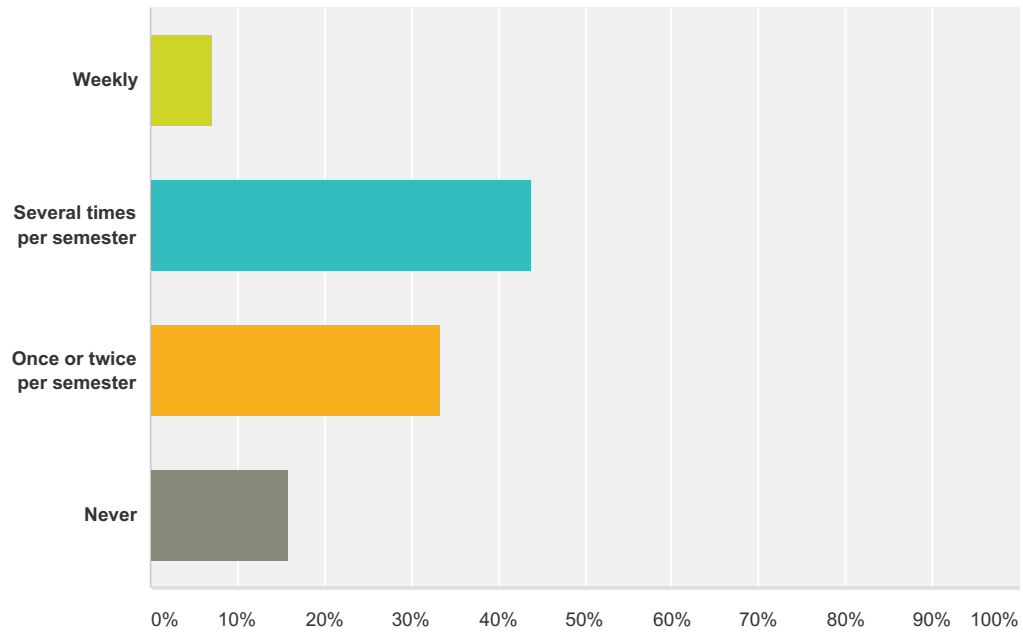
Answered: 57 Skipped: 0



Answer Choices	Responses	
Yes	71.93%	41
No (please specify)	28.07%	16
<b>Total</b>		<b>57</b>

### Q5 How often do you give assignments that require your students to use library resources?

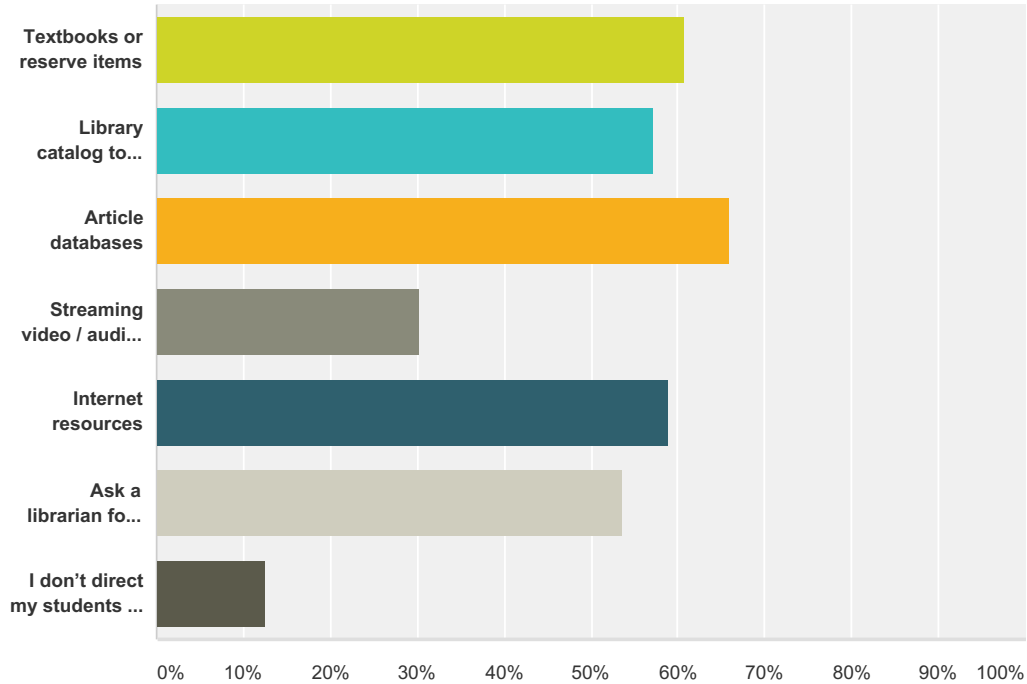
Answered: 57 Skipped: 0



Answer Choices	Responses	
Weekly	7.02%	4
Several times per semester	43.86%	25
Once or twice per semester	33.33%	19
Never	15.79%	9
<b>Total</b>		<b>57</b>

**Q6 Which library resources and services do you direct your students to use? Check all that apply.**

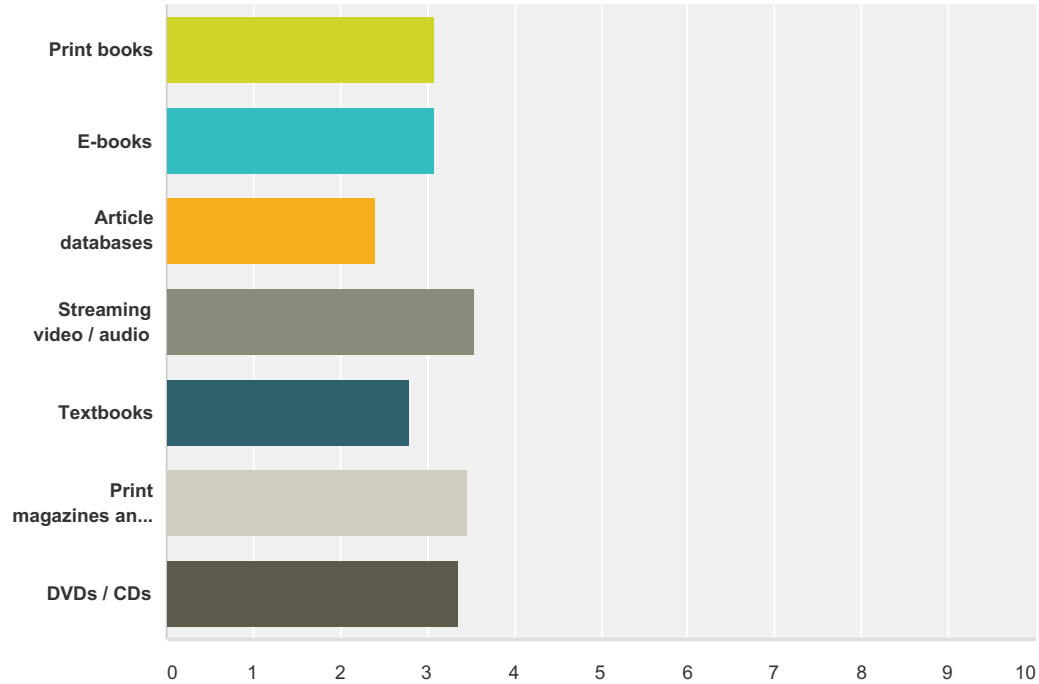
Answered: 56 Skipped: 1



Answer Choices	Responses
Textbooks or reserve items	60.71% 34
Library catalog to locate books and e-books	57.14% 32
Article databases	66.07% 37
Streaming video / audio or other databases	30.36% 17
Internet resources	58.93% 33
Ask a librarian for help with research assignments	53.57% 30
I don't direct my students to any specific library resources	12.50% 7
<b>Total Respondents: 56</b>	

**Q7 Please rate the quality (currency, relevancy, authority, academic level) of the library’s collections.**

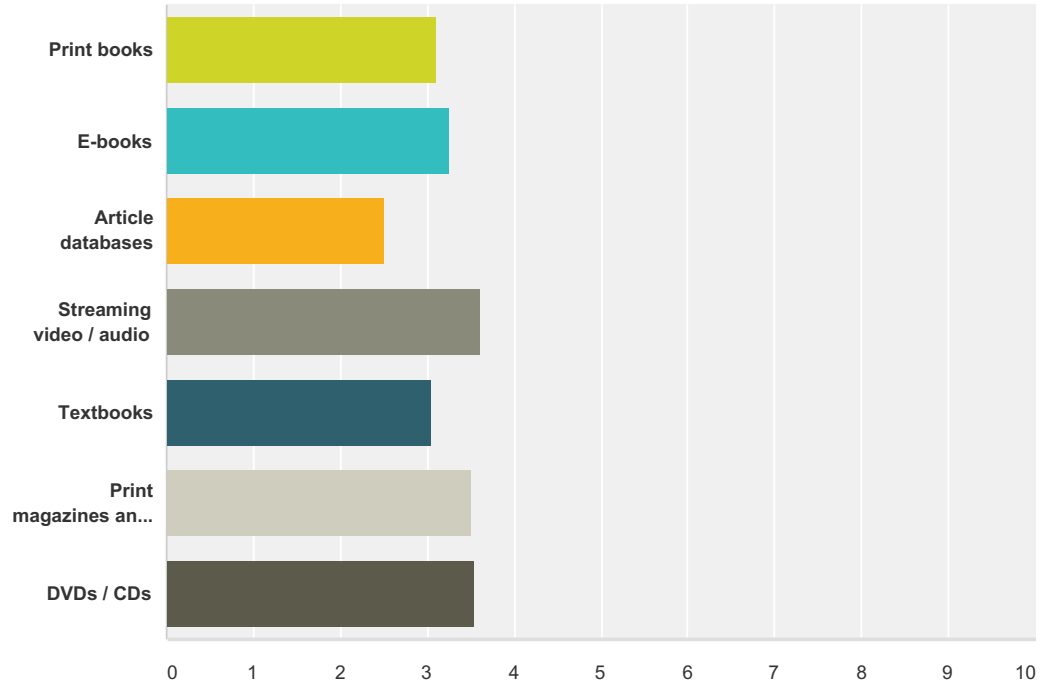
Answered: 56 Skipped: 1



	Excellent	Good	Adequate	Poor	Don't Know	Total	Weighted Average
Print books	15.38% 8	36.54% 19	7.69% 4	3.85% 2	36.54% 19	52	3.10
E-books	30.19% 16	16.98% 9	9.43% 5	0.00% 0	43.40% 23	53	3.09
Article databases	43.64% 24	27.27% 15	1.82% 1	0.00% 0	27.27% 15	55	2.40
Streaming video / audio	21.15% 11	17.31% 9	3.85% 2	1.92% 1	55.77% 29	52	3.54
Textbooks	22.22% 12	37.04% 20	9.26% 5	1.85% 1	29.63% 16	54	2.80
Print magazines and newspapers	16.98% 9	22.64% 12	7.55% 4	1.89% 1	50.94% 27	53	3.47
DVDs / CDs	14.81% 8	29.63% 16	7.41% 4	0.00% 0	48.15% 26	54	3.37

**Q8 Please rate whether the size of the library’s collections is sufficient for your students’ assignments.**

Answered: 56 Skipped: 1

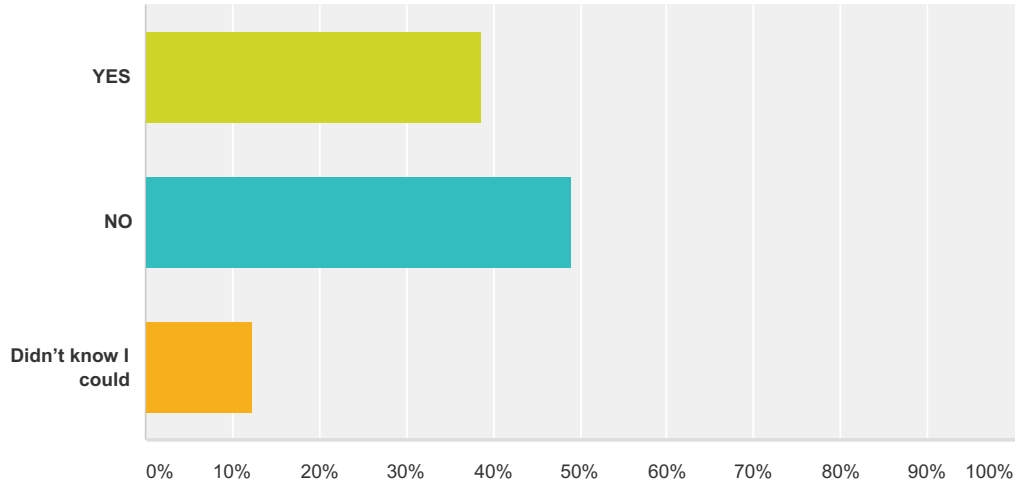


	Excellent	Good	Adequate	Poor	Don't Know	Total	Weighted Average
Print books	18.52% 10	27.78% 15	14.81% 8	1.85% 1	37.04% 20	54	3.11
E-books	30.19% 16	13.21% 7	7.55% 4	0.00% 0	49.06% 26	53	3.25
Article databases	43.64% 24	23.64% 13	1.82% 1	0.00% 0	30.91% 17	55	2.51
Streaming video / audio	20.37% 11	14.81% 8	5.56% 3	1.85% 1	57.41% 31	54	3.61
Textbooks	18.18% 10	30.91% 17	14.55% 8	0.00% 0	36.36% 20	55	3.05
Print magazines and newspapers	16.67% 9	22.22% 12	7.41% 4	1.85% 1	51.85% 28	54	3.50
DVDs / CDs	14.55% 8	21.82% 12	10.91% 6	0.00% 0	52.73% 29	55	3.55



**Q9 Do you bring your students in for library orientations or have you scheduled a custom orientation in your classroom?**

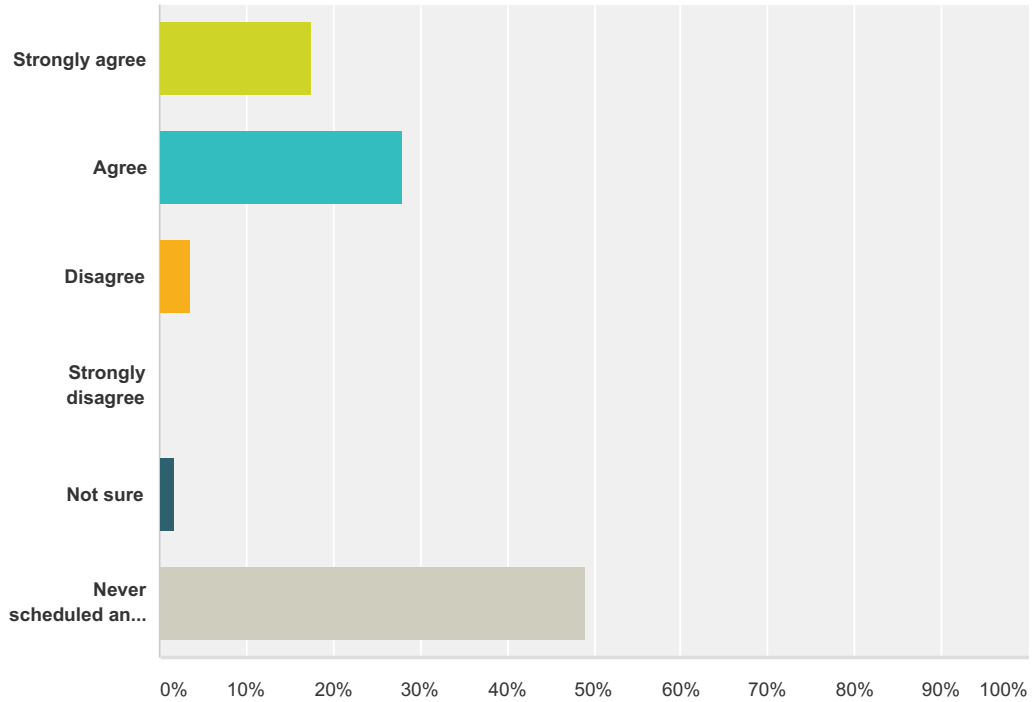
Answered: 57 Skipped: 0



Answer Choices	Responses	
YES	38.60%	22
NO	49.12%	28
Didn't know I could	12.28%	7
<b>Total</b>		<b>57</b>

**Q10 After attending a library orientation, student learning shows perceptible improvement.**

Answered: 57 Skipped: 0



Answer Choices	Responses	Count
Strongly agree	17.54%	10
Agree	28.07%	16
Disagree	3.51%	2
Strongly disagree	0.00%	0
Not sure	1.75%	1
Never scheduled an orientation	49.12%	28
<b>Total</b>		<b>57</b>

**Q11 Please provide any additional comments that might help us improve library resources and services.**

Answered: 26 Skipped: 31